

TREX® ORDERING GUIDE

DECKING & RAILING DUOS – SPRING 2023



Trex®

LOWE'S®

Table of Contents

INTRO: HOW TO USE THIS GUIDE	4-5
TREX DECKING COLLECTIONS	6-7
TREX RAILING COLLECTIONS	8-9
OTHER CONSIDERATIONS	
Decking Board Profiles.....	10
Installing Streaked Multi-tonal Boards.....	10
Components of a Railing Section.....	11
TREX DECKING & RAILING DUOS	
Duo Overview	12-15
On-Shelf Decking & Railing Duos	16-25
Trex Transcend® Lineage™ Duos.....	26-41
Trex Transcend® Tropicals & Earth Tones Duos.....	42-65
Trex Select® Earth Tones Duos.....	66-73
Trex Enhance® Naturals Duos	74-89
Trex Enhance® Basics Duos.....	90-101
ADDITIONAL ACCESSORIES	102
ITEM LISTINGS	
DECKING	
Trex Transcend® Lineage™.....	103-104
Trex Transcend® Tropicals.....	104-106
Trex Transcend® Earth Tones	106-108
Trex Select®	108-110
Trex Enhance® Naturals	111-112
Trex Enhance® Basics	112-113
FASCIA	
Trex Transcend® Lineage™.....	114
Trex Transcend®	114
Trex Select®	114
Trex Enhance®.....	115
Trex Universal White	115
FASTENERS	
Trex Hideaway® Hidden Fastening System.....	115
Hidden Fastener Calculation Tips.....	115
RAILING	
Trex Post Components	116
Trex Signature® Railing.....	117-121
Trex Transcend® Railing	122-128
Baluster Chart	125
Trex Select® Railing	129

To learn about Trex Signature®, Transcend® and Select® railing products, visit www.trex.com/products/railing.

EXTRAS

Deck Lighting	129
Outdoor Lighting Accessories.....	130
Trex Gates.....	130
ADA Handrail Components.....	130-131

DECKING ESTIMATES.....	132
-------------------------------	------------

RAILING ESTIMATES	133-135
--------------------------------	----------------

PLANNING TOOLS

Plan your deck with **easy-to-use online tools**, from simple comparisons to detailed plans and shopping lists.



TRY
OUR
TOOLS

**DECK DESIGNER**

Bring your vision to life by providing dimensions, choosing product options and finalizing your 3-D plan.

**AR VISUALIZER**

View and customize your outdoor space in real time. Download in any app store from your mobile device.



HOW TO USE THIS GUIDE

Consider the options within the Trex decking and railing portfolio.



Start by browsing Trex Decking & Railing Duos
by decking color and railing look.



Once you find your duo, select the deck board profile
and length that best suit your project.



Next, find the alphanumeric code (e.g., FW-1) for your railing look, and
select the needed length and height for your space. Be sure to order
every component (labeled Steps 1–5) to complete a railing section.



Lastly, consider whether you'll need any accessories or
enhancements for unique railing configurations.



DECKING COLLECTIONS




Trex Transcend®
LINEAGE™


The next generation of design and performance.



Rainier



Carmel



Biscayne



Jasper



Our coolest* decking yet. Designed with heat-mitigating technology.


*Although Trex Transcend Lineage is designed to be cooler than most other composite decking products of a similar color, on a hot sunny day, it will get hot. On hot days, care should be taken to avoid extended contact between exposed skin and the deck surface, especially with young children and those with special needs.

Trex Transcend®
TROPICALS & EARTH TONES

Elevated aesthetics paired with the highest level of performance.



Island Mist



Rope Swing



Tiki Torch



Havana Gold



Spiced Rum



Lava Rock




TrexSelect®

EARTH TONES

The perfect pairing of price and minimal maintenance.



Pebble Grey



Saddle


TrexEnhance®

NATURALS


The beauty of wood with the ease of composite.




Foggy Wharf



Rocky Harbor



Toasted Sand



Coastal Bluff

TrexEnhance®

BASICS

Priced to put the pressure on treated lumber.



Clam Shell



Beach Dune



Saddle

Vibrant shades of possibility give you unmatched control over the design of your deck. Find the collection that best suits your home—and your budget.

PRICE \$ - \$\$\$\$

BOARD PROFILES  SOLID  SCALLOPED

YEARS OF WARRANTY (25) (35) (50)


SCRATCH RESISTANCE ★ - ★★★★★★

SQUARE EDGE 

GROOVED EDGE 

Use with Trex Hideaway® Hidden Fastening System for a clean, screw-free appearance

RAILING COLLECTIONS



Trex Signature®

RAILING

	ALUMINUM RAILING	ROD RAIL	MESH RAILING	GLASS RAILING
	RAIL KITS			
POSTS & RAILS	Aluminum ¹			
INFILLS	Square aluminum balusters OR Round aluminum balusters	Aluminum rods	Mesh panel	Glass panel ²
AVAILABLE COLORS	3	3	2	2
CURVABLE ³	✓	✓	✓	✓
COCKTAIL RAIL ⁴	✓	✓	✓	
COST	\$\$-\$\$\$\$			
STYLE	MODERN			

¹Rails also compatible with composite Trex Post Components.

²To complete your rail section, visit glass.trex.com

³See trex.com for more information on curving Trex Signature Railing.

⁴A cocktail rail uses Trex Transcend or Select deck boards to turn your railing into an additional surface for drinks and more. All deck boards sold separately.



Trex Transcend®

RAILING



Trex Select®

RAILING



Trex Enhance®

RAILING

RAIL KITS	CUSTOM ROUTE
Composite	
Square composite balusters OR Round aluminum balusters	
Composite: 3 Aluminum: 1	Composite: 6 Aluminum: 3
✓	✓
✓	✓
\$\$-\$\$\$	
TRADITIONAL	

RAIL KIT
Composite
Round aluminum balusters
1
✓
\$
STANDARD


RAIL KIT
Composite
Round aluminum balusters
3
✓
\$
STANDARD

OTHER CONSIDERATIONS

DECKING BOARD PROFILES



Grooved edge boards, used with our hidden fasteners, create a smooth, screw-free deck surface.



Square edge boards work best for borders, stair risers and cocktail rail applications that create level surfaces.



INSTALLING STREAKED MULTI-TONAL BOARDS



Lay them out

Arrange the deck boards on site before installing them to visualize the final look.




Know your design options

Maximize time and resources with a standard parallel pattern. Or consider a picture frame, herringbone, chevron, or parquet design.



Match darks to lights

Pay attention to board-by-board color variation. Line up heavier streaks and darker tones next to lighter streaks and tones.

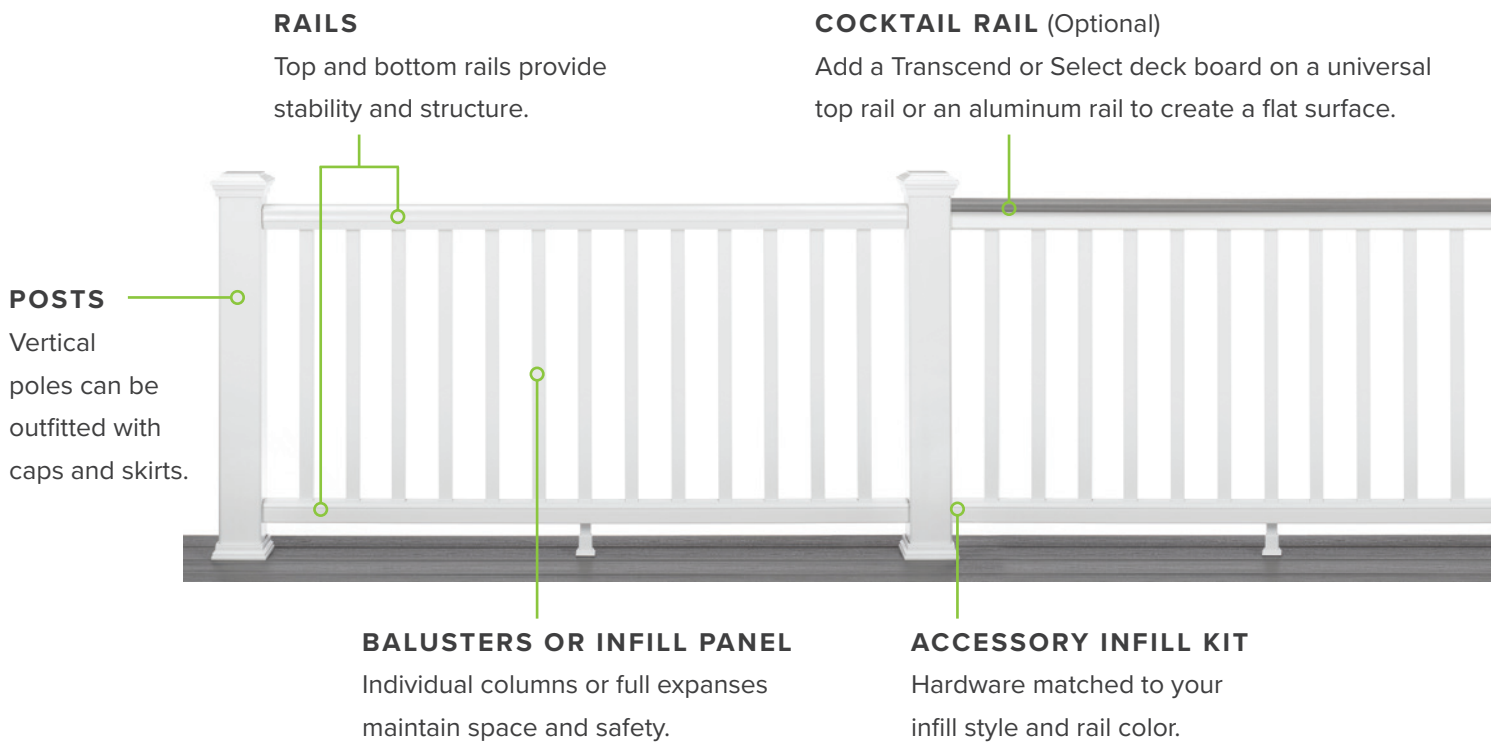


Install with hidden fasteners

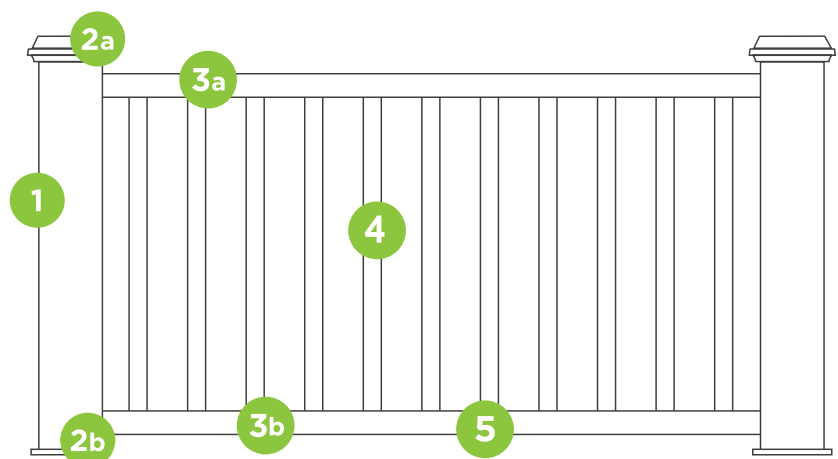
To admire every tone to its fullest, install grooved-edge boards with Trex Hideaway® Hidden Fastening System for a clean, screw-free appearance.

COMPONENTS OF A RAILING SECTION

There are several key components of a railing section that help you lean into the view. Refer to the diagrams below to get a sense of what's what.




- 1 POST
- 2a POST CAP
- 2b POST SKIRT
- 3a TOP RAIL
- 3b BOTTOM RAIL
- 4 BALUSTERS OR INFILL
- 5 ACCESSORY INFILL KIT



Trex Decking & Railing Duos

Trex created Decking & Railing Duos to simplify your planning process. Our design team perfectly matched three unique railing looks to each of our composite board colors. The result? More than 60 unique ensembles, all accompanied with a thorough list of materials that makes ordering easy.

RAINIER



RN-1

PAGE 27



RN-2

PAGE 28



RN-3

PAGE 29

CARMEL



CL-1

PAGE 31



CL-2


PAGE 32



CL-3

PAGE 33

BISCAYNE



BC-1

PAGE 35



BC-2

PAGE 36



BC-3

PAGE 37

JASPER



JA-1

PAGE 39



JA-2


PAGE 40



JA-3

PAGE 41

ISLAND MIST



IM-1

PAGE 43



IM-2

PAGE 44



IM-3

PAGE 45

TIKI TORCH



TT-1
PAGE 47



TT-2
PAGE 48



TT-3
PAGE 49

HAVANA GOLD



HG-1
PAGE 51



HG-2
PAGE 52



HG-3
PAGE 53

SPICED RUM



SR-1
PAGE 55




SR-2
PAGE 56



SR-3
PAGE 57

LAVA ROCK



LR-1
PAGE 59



LR-2
PAGE 60



LR-3
PAGE 61

ROPE SWING



RS-1
PAGE 63



RS-2
PAGE 64



RS-4
PAGE 65

Trex Decking & Railing Duos

PEBBLE GREY



PG-1

PAGE 67



PG-2

PAGE 68



PG-3

PAGE 69

SADDLE (SELECT)



SS-1

PAGE 71



SS-5


PAGE 72



SS-3

PAGE 73

FOGGY WHARF



FW-1

PAGE 75



FW-2

PAGE 76



FW-3

PAGE 77

ROCKY HARBOR



RH-1

PAGE 79



RH-2

PAGE 80



RH-3

PAGE 81

TOASTED SAND



TS-1

PAGE 83



TS-2

PAGE 84



TS-3

PAGE 85

COASTAL BLUFF



CB-1
PAGE 87




CB-2
PAGE 88



CB-3
PAGE 89

CLAM SHELL



CS-6
PAGE 91



CS-4
PAGE 92



CS-3
PAGE 93

BEACH DUNE



BD-11
PAGE 95



BD-4
PAGE 96



BD-5
PAGE 97

SADDLE (ENHANCE)



ES-9
PAGE 99



ES-5
PAGE 100



ES-8
PAGE 101

ON-SHELF OPTIONS



Take home a Decking and Railing Duo today in one of these streaked or monochromatic colors, now available in select stores.

FOGGY WHARF

ENHANCE NATURALS



TOASTED SAND

ENHANCE NATURALS



CLAM SHELL

ENHANCE BASICS



SADDLE

ENHANCE BASICS



FOGGY WHARF

On-shelf in select stores

Trex Enhance® Naturals



FW-4

Enhance Naturals Decking: Foggy Wharf

Enhance Railing: Charcoal Black composite posts and rails with round aluminum balusters in Charcoal Black

FOGGY WHARF DECK BOARD PROFILES

	Dimensions	Lowe's Stock Item #	Description
1-in x 6-in Decking, Square Edge	1 x 6 x 8'	1217534	.94-in x 5.5-in x 8-ft Square Enhance Foggy Wharf (on-shelf in select stores)
1-in x 6-in Decking, Grooved Edge	1 x 6 x 12'	1217535	.94-in x 5.5-in x 12-ft Grooved Enhance Foggy Wharf (on-shelf in select stores)
	1 x 6 x 16'	1217536	.94-in x 5.5-in x 16-ft Grooved Enhance Foggy Wharf (on-shelf in select stores)

TREX HIDEAWAY® HIDDEN FASTENING SYSTEM & ACCESSORIES

Lowe's Stock Item #	Description
750452	Trex Hideaway Universal Fastener Box Includes 90 fasteners and 4 starter clips (on-shelf in select stores). Contents cover 50 sq. ft. of decking.
1438102	Trex Hideaway Universal Fastener Bucket Includes 360 fasteners and 16 starter clips (on-shelf in select stores). Contents cover 200 sq. ft. of decking.
4911355	Trex Universal Fastener Installation Tool
1151617	Trex Protect 1 5/8-in Butyl Joist Tape
1151618	Trex Protect 3 1/8-in Butyl Beam Tape

RAILING

	Railing Style Step	Lowe's Stock Item #	Description	1 required per section (unless otherwise noted)
6-ft x 36-in Horizontal Rail	Step 1	119549	4.45-in x 4.45-in x 48-in Post Sleeve – Charcoal Black (Fits over a 4x4 pressure treated post)	
	Step 2A	117058	4.55-in x 4.55-in Post Sleeve Flat Cap – Charcoal Black	1 required per post
	Step 2B	118788	4.55-in x 4.55-in Post Sleeve Skirt – Charcoal Black	1 required per post
	Steps 3, 4 & 5	735744	72-in x 36-in Trex Enhance Rail Kit w. Round Aluminum Balusters – Horizontal – Charcoal Black	
6-ft x 36-in Stair Rail	Step 1	119549	4.45-in x 4.45-in x 48-in Post Sleeve – Charcoal Black (Fits over a 4x4 pressure treated post)	
	Step 2A	117058	4.55-in x 4.55-in Post Sleeve Flat Cap – Charcoal Black	1 required per post
	Step 2B	118788	4.55-in x 4.55-in Post Sleeve Skirt – Charcoal Black	1 required per post
	Steps 3, 4 & 5	735745	72-in x 36-in Trex Enhance Rail Kit w. Round Aluminum Balusters – Stair – Charcoal Black	
Accessories	Accessory	735748	Trex Enhance Rail Hardware Kit – Horizontal	Additional hardware for cut railing sections

Enhance Railing is not compatible with cocktail rail applications.

FOGGY WHARF

On-shelf in select stores

Trex Enhance® Naturals



FW-5

Enhance Naturals Decking: Foggy Wharf
Enhance Railing: Classic White composite posts and rails with round aluminum balusters in Charcoal Black

FOGGY WHARF DECK BOARD PROFILES

	Dimensions	Lowe's Stock Item #	Description
1-in x 6-in Decking, Square Edge	1 x 6 x 8'	1217534	.94-in x 5.5-in x 8-ft Square Enhance Foggy Wharf (on-shelf in select stores)
1-in x 6-in Decking, Grooved Edge	1 x 6 x 12'	1217535	.94-in x 5.5-in x 12-ft Grooved Enhance Foggy Wharf (on-shelf in select stores)
	1 x 6 x 16'	1217536	.94-in x 5.5-in x 16-ft Grooved Enhance Foggy Wharf (on-shelf in select stores)

TREX HIDEAWAY® HIDDEN FASTENING SYSTEM & ACCESSORIES

Lowe's Stock Item #	Description
750452	Trex Hideaway Universal Fastener Box Includes 90 fasteners and 4 starter clips (on-shelf in select stores). Contents cover 50 sq. ft. of decking.
1438102	Trex Hideaway Universal Fastener Bucket Includes 360 fasteners and 16 starter clips (on-shelf in select stores). Contents cover 200 sq. ft. of decking.
4911355	Trex Universal Fastener Installation Tool
1151617	Trex Protect 1 5/8-in Butyl Joist Tape
1151618	Trex Protect 3 1/8-in Butyl Beam Tape

RAILING

	Railing Style Step	Lowe's Stock Item #	Description	1 required per section (unless otherwise noted)
6-ft x 36-in Horizontal Rail	Step 1	1223179	4.45-in x 4.45-in x 48-in Post Sleeve – Classic White (Fits over a 4x4 pressure treated post)	
	Step 2A	213821	4.55-in x 4.55-in Post Sleeve Flat Cap – Classic White	1 required per post
	Step 2B	303278	4.55-in x 4.55-in Post Sleeve Skirt – Classic White	1 required per post
	Steps 3, 4 & 5	1223182	72-in x 36-in Trex Enhance Rail Kit w. Round Aluminum Balusters – Horizontal – Classic White	
6-ft x 36-in Stair Rail	Step 1	1223179	4.45-in x 4.45-in x 48-in Post Sleeve – Classic White (Fits over a 4x4 pressure treated post)	
	Step 2A	213821	4.55-in x 4.55-in Post Sleeve Flat Cap – Classic White	1 required per post
	Step 2B	303278	4.55-in x 4.55-in Post Sleeve Skirt – Classic White	1 required per post
	Steps 3, 4 & 5	1223183	72-in x 36-in Trex Enhance Rail Kit w. Round Aluminum Balusters – Stair – Classic White	
Accessories	Accessory	735748	Trex Enhance Rail Hardware Kit – Horizontal	Additional hardware for cut railing sections

Enhance Railing is not compatible with cocktail rail applications.

TOASTED SAND

On-shelf in select stores

Trex Enhance® Naturals



TS-4

Enhance Naturals Decking: Toasted Sand

Enhance Railing: Saddle composite posts and rails with round aluminum balusters in Charcoal Black

TOASTED SAND DECK BOARD PROFILES

	Dimensions	Lowe's Stock Item #	Description
1-in x 6-in Decking, Square Edge	1 x 6 x 8'	1217537	.94-in x 5.5-in x 8-ft Square Enhance Toasted Sand (on-shelf in select stores)
1-in x 6-in Decking, Grooved Edge	1 x 6 x 12'	1217538	.94-in x 5.5-in x 12-ft Grooved Enhance Toasted Sand (on-shelf in select stores)
	1 x 6 x 16'	1217539	.94-in x 5.5-in x 16-ft Grooved Enhance Toasted Sand (on-shelf in select stores)

TREX HIDEAWAY® HIDDEN FASTENING SYSTEM & ACCESSORIES

Lowe's Stock Item #	Description
750452	Trex Hideaway Universal Fastener Box Includes 90 fasteners and 4 starter clips (on-shelf in select stores). Contents cover 50 sq. ft. of decking.
1438102	Trex Hideaway Universal Fastener Bucket Includes 360 fasteners and 16 starter clips (on-shelf in select stores). Contents cover 200 sq. ft. of decking.
4911355	Trex Universal Fastener Installation Tool
1151617	Trex Protect 1 5/8-in Butyl Joist Tape
1151618	Trex Protect 3 1/8-in Butyl Beam Tape

RAILING

	Railing Style Step	Lowe's Stock Item #	Description	1 required per section (unless otherwise noted)
6-ft x 36-in Horizontal Rail	Step 1	735739	4.45-in x 4.45-in x 48-in Post Sleeve – Saddle (Fits over a 4x4 pressure treated post)	
	Step 2A	735741	4.55-in x 4.55-in Post Sleeve Flat Cap – Saddle	1 required per post
	Step 2B	735740	4.55-in x 4.55-in Post Sleeve Skirt – Saddle	1 required per post
	Steps 3, 4 & 5	735742	72-in x 36-in Trex Enhance Rail Kit w. Round Aluminum Balusters – Horizontal – Saddle	
6-ft x 36-in Stair Rail	Step 1	735739	4.45-in x 4.45-in x 48-in Post Sleeve – Saddle (Fits over a 4x4 pressure treated post)	
	Step 2A	735741	4.55-in x 4.55-in Post Sleeve Flat Cap – Saddle	1 required per post
	Step 2B	735740	4.55-in x 4.55-in Post Sleeve Skirt – Saddle	1 required per post
	Steps 3, 4 & 5	735743	72-in x 36-in Trex Enhance Rail Kit w. Round Aluminum Balusters – Stair – Saddle	
Accessories	Accessory	735748	Trex Enhance Rail Hardware Kit – Horizontal	Additional hardware for cut railing sections

Enhance Railing is not compatible with cocktail rail applications.

TOASTED SAND

On-shelf in select stores

Trex Enhance® Naturals



TS-5

Enhance Naturals Decking: Toasted Sand

Enhance Railing: Classic White composite posts and rails with round aluminum balusters in Charcoal Black

TOASTED SAND DECK BOARD PROFILES

	Dimensions	Lowe's Stock Item #	Description
1-in x 6-in Decking, Square Edge	1 x 6 x 8'	1217537	.94-in x 5.5-in x 8-ft Square Enhance Toasted Sand (on-shelf in select stores)
1-in x 6-in Decking, Grooved Edge	1 x 6 x 12'	1217538	.94-in x 5.5-in x 12-ft Grooved Enhance Toasted Sand (on-shelf in select stores)
	1 x 6 x 16'	1217539	.94-in x 5.5-in x 16-ft Grooved Enhance Toasted Sand (on-shelf in select stores)

TREX HIDEAWAY® HIDDEN FASTENING SYSTEM & ACCESSORIES

Lowe's Stock Item #	Description
750452	Trex Hideaway Universal Fastener Box Includes 90 fasteners and 4 starter clips (on-shelf in select stores). Contents cover 50 sq. ft. of decking.
1438102	Trex Hideaway Universal Fastener Bucket Includes 360 fasteners and 16 starter clips (on-shelf in select stores). Contents cover 200 sq. ft. of decking.
4911355	Trex Universal Fastener Installation Tool
1151617	Trex Protect 1 5/8-in Butyl Joist Tape
1151618	Trex Protect 3 1/8-in Butyl Beam Tape

RAILING


	Railing Style Step	Lowe's Stock Item #	Description	1 required per section (unless otherwise noted)
6-ft x 36-in Horizontal Rail	Step 1	1223179	4.45-in x 4.45-in x 48-in Post Sleeve – Classic White (Fits over a 4x4 pressure treated post)	
	Step 2A	213821	4.55-in x 4.55-in Post Sleeve Flat Cap – Classic White	1 required per post
	Step 2B	303278	4.55-in x 4.55-in Post Sleeve Skirt – Classic White	1 required per post
	Steps 3, 4 & 5	1223182	72-in x 36-in Trex Enhance Rail Kit w. Round Aluminum Balusters – Horizontal – Classic White	
6-ft x 36-in Stair Rail	Step 1	1223179	4.45-in x 4.45-in x 48-in Post Sleeve – Classic White (Fits over a 4x4 pressure treated post)	
	Step 2A	213821	4.55-in x 4.55-in Post Sleeve Flat Cap – Classic White	1 required per post
	Step 2B	303278	4.55-in x 4.55-in Post Sleeve Skirt – Classic White	1 required per post
	Steps 3, 4 & 5	1223183	72-in x 36-in Trex Enhance Rail Kit w. Round Aluminum Balusters – Stair – Classic White	
Accessories	Accessory	735748	Trex Enhance Rail Hardware Kit – Horizontal	Additional hardware for cut railing sections

Enhance Railing is not compatible with cocktail rail applications.

TOASTED SAND

On-shelf in select stores

Trex Enhance® Naturals



TS-6

Enhance Naturals Decking: Toasted Sand

Enhance Railing: Charcoal Black composite posts and rails with round aluminum balusters in Charcoal Black

TOASTED SAND DECK BOARD PROFILES

	Dimensions	Lowe's Stock Item #	Description
1-in x 6-in Decking, Square Edge	1 x 6 x 8'	1217537	.94-in x 5.5-in x 8-ft Square Enhance Toasted Sand (on-shelf in select stores)
1-in x 6-in Decking, Grooved Edge	1 x 6 x 12'	1217538	.94-in x 5.5-in x 12-ft Grooved Enhance Toasted Sand (on-shelf in select stores)
	1 x 6 x 16'	1217539	.94-in x 5.5-in x 16-ft Grooved Enhance Toasted Sand (on-shelf in select stores)

TREX HIDEAWAY® HIDDEN FASTENING SYSTEM & ACCESSORIES

Lowe's Stock Item #	Description
750452	Trex Hideaway Universal Fastener Box Includes 90 fasteners and 4 starter clips (on-shelf in select stores). Contents cover 50 sq. ft. of decking.
1438102	Trex Hideaway Universal Fastener Bucket Includes 360 fasteners and 16 starter clips (on-shelf in select stores). Contents cover 200 sq. ft. of decking.
4911355	Trex Universal Fastener Installation Tool
1151617	Trex Protect 1 5/8-in Butyl Joist Tape
1151618	Trex Protect 3 1/8-in Butyl Beam Tape

RAILING


	Railing Style Step	Lowe's Stock Item #	Description	1 required per section (unless otherwise noted)
6-ft x 36-in Horizontal Rail	Step 1	119549	4.45-in x 4.45-in x 48-in Post Sleeve – Charcoal Black (Fits over a 4x4 pressure treated post)	
	Step 2A	117058	4.55-in x 4.55-in Post Sleeve Flat Cap – Charcoal Black	1 required per post
	Step 2B	118788	4.55-in x 4.55-in Post Sleeve Skirt – Charcoal Black	1 required per post
	Steps 3, 4 & 5	735744	72-in x 36-in Trex Enhance Rail Kit w. Round Aluminum Balusters – Horizontal – Charcoal Black	
6-ft x 36-in Stair Rail	Step 1	119549	4.45-in x 4.45-in x 48-in Post Sleeve – Charcoal Black (Fits over a 4x4 pressure treated post)	
	Step 2A	117058	4.55-in x 4.55-in Post Sleeve Flat Cap – Charcoal Black	1 required per post
	Step 2B	118788	4.55-in x 4.55-in Post Sleeve Skirt – Charcoal Black	1 required per post
	Steps 3, 4 & 5	735745	72-in x 36-in Trex Enhance Rail Kit w. Round Aluminum Balusters – Stair – Charcoal Black	
Accessories	Accessory	735748	Trex Enhance Rail Hardware Kit – Horizontal	Additional hardware for cut railing sections

Enhance Railing is not compatible with cocktail rail applications.

CLAM SHELL

On-shelf in select stores

Trex Enhance® Basics



CS-2

Enhance Basics Decking: Clam Shell**Enhance Railing:** Charcoal Black composite posts and rails with round aluminum balusters in Charcoal Black

CLAM SHELL DECK BOARD PROFILES

	Dimensions	Lowe's Stock Item #	Description
1-in x 6-in Decking, Square Edge	1 x 6 x 8'	1217528	.94-in x 5.5-in x 8-ft Square Enhance Clam Shell (on-shelf in select stores)
1-in x 6-in Decking, Grooved Edge	1 x 6 x 12'	1217529	.94-in x 5.5-in x 12-ft Grooved Enhance Clam Shell (on-shelf in select stores)
	1 x 6 x 16'	1217530	.94-in x 5.5-in x 16-ft Grooved Enhance Clam Shell (on-shelf in select stores)

TREX HIDEAWAY® HIDDEN FASTENING SYSTEM & ACCESSORIES

Lowe's Stock Item #	Description
750452	Trex Hideaway Universal Fastener Box Includes 90 fasteners and 4 starter clips (on-shelf in select stores). Contents cover 50 sq. ft. of decking.
1438102	Trex Hideaway Universal Fastener Bucket Includes 360 fasteners and 16 starter clips (on-shelf in select stores). Contents cover 200 sq. ft. of decking.
4911355	Trex Universal Fastener Installation Tool
1151617	Trex Protect 1 5/8-in Butyl Joist Tape
1151618	Trex Protect 3 1/8-in Butyl Beam Tape

RAILING

	Railing Style Step	Lowe's Stock Item #	Description	1 required per section (unless otherwise noted)
6-ft x 36-in Horizontal Rail	Step 1	119549	4.45-in x 4.45-in x 48-in Post Sleeve – Charcoal Black (Fits over a 4x4 pressure treated post)	
	Step 2A	117058	4.55-in x 4.55-in Post Sleeve Flat Cap – Charcoal Black	1 required per post
	Step 2B	118788	4.55-in x 4.55-in Post Sleeve Skirt – Charcoal Black	1 required per post
	Steps 3, 4 & 5	735744	72-in x 36-in Trex Enhance Rail Kit w. Round Aluminum Balusters – Horizontal – Charcoal Black	
6-ft x 36-in Stair Rail	Step 1	119549	4.45-in x 4.45-in x 48-in Post Sleeve – Charcoal Black (Fits over a 4x4 pressure treated post)	
	Step 2A	117058	4.55-in x 4.55-in Post Sleeve Flat Cap – Charcoal Black	1 required per post
	Step 2B	118788	4.55-in x 4.55-in Post Sleeve Skirt – Charcoal Black	1 required per post
	Steps 3, 4 & 5	735744	72-in x 36-in Trex Enhance Rail Kit w. Round Aluminum Balusters – Stair – Charcoal Black	
Accessories	Accessory	735748	Trex Enhance Rail Hardware Kit – Horizontal	Additional hardware for cut railing sections

Enhance Railing is not compatible with cocktail rail applications.

CLAM SHELL

On-shelf in select stores

Trex Enhance® Basics



CS-7

Enhance Basics Decking: Clam Shell

Enhance Railing: Classic White composite posts and rails with round aluminum balusters in Charcoal Black

CLAM SHELL DECK BOARD PROFILES

	Dimensions	Lowe's Stock Item #	Description
1-in x 6-in Decking, Square Edge	1 x 6 x 8'	1217528	.94-in x 5.5-in x 8-ft Square Enhance Clam Shell (on-shelf in select stores)
1-in x 6-in Decking, Grooved Edge	1 x 6 x 12'	1217529	.94-in x 5.5-in x 12-ft Grooved Enhance Clam Shell (on-shelf in select stores)
	1 x 6 x 16'	1217530	.94-in x 5.5-in x 16-ft Grooved Enhance Clam Shell (on-shelf in select stores)

TREX HIDEAWAY® HIDDEN FASTENING SYSTEM & ACCESSORIES

Lowe's Stock Item #	Description
750452	Trex Hideaway Universal Fastener Box Includes 90 fasteners and 4 starter clips (on-shelf in select stores). Contents cover 50 sq. ft. of decking.
1438102	Trex Hideaway Universal Fastener Bucket Includes 360 fasteners and 16 starter clips (on-shelf in select stores). Contents cover 200 sq. ft. of decking.
4911355	Trex Universal Fastener Installation Tool
1151617	Trex Protect 1 5/8-in Butyl Joist Tape
1151618	Trex Protect 3 1/8-in Butyl Beam Tape

RAILING

	Railing Style Step	Lowe's Stock Item #	Description	1 required per section (unless otherwise noted)
6-ft x 36-in Horizontal Rail	Step 1	1223179	4.45-in x 4.45-in x 48-in Post Sleeve – Classic White (Fits over a 4x4 pressure treated post)	
	Step 2A	213821	4.55-in x 4.55-in Post Sleeve Flat Cap – Classic White	1 required per post
	Step 2B	303278	4.55-in x 4.55-in Post Sleeve Skirt – Classic White	1 required per post
	Steps 3, 4 & 5	1223182	72-in x 36-in Trex Enhance Rail Kit w. Round Aluminum Balusters – Horizontal – Classic White	
6-ft x 36-in Stair Rail	Step 1	1223179	4.45-in x 4.45-in x 48-in Post Sleeve – Classic White (Fits over a 4x4 pressure treated post)	
	Step 2A	213821	4.55-in x 4.55-in Post Sleeve Flat Cap – Classic White	1 required per post
	Step 2B	303278	4.55-in x 4.55-in Post Sleeve Skirt – Classic White	1 required per post
	Steps 3, 4 & 5	1223183	72-in x 36-in Trex Enhance Rail Kit w. Round Aluminum Balusters – Stair – Classic White	
Accessories	Accessory	735748	Trex Enhance Rail Hardware Kit – Horizontal	Additional hardware for cut railing sections

Enhance Railing is not compatible with cocktail rail applications.

SADDLE

On-shelf in select stores

Trex Enhance® Basics



ES-7

Enhance Basics Decking: Saddle

Enhance Railing: Saddle composite posts and rails with round aluminum balusters in Charcoal Black

SADDLE DECK BOARD PROFILES

	Dimensions	Lowe's Stock Item #	Description
1-in x 6-in Decking, Square Edge	1 x 6 x 8'	1217531	.94-in x 5.5-in x 8-ft Square Enhance Saddle (on-shelf in select stores)
1-in x 6-in Decking, Grooved Edge	1 x 6 x 12'	1217532	.94-in x 5.5-in x 12-ft Grooved Enhance Saddle (on-shelf in select stores)
	1 x 6 x 16'	1217533	.94-in x 5.5-in x 16-ft Grooved Enhance Saddle (on-shelf in select stores)

TREX HIDEAWAY® HIDDEN FASTENING SYSTEM & ACCESSORIES

Lowe's Stock Item #	Description
750452	Trex Hideaway Universal Fastener Box Includes 90 fasteners and 4 starter clips (on-shelf in select stores). Contents cover 50 sq. ft. of decking.
1438102	Trex Hideaway Universal Fastener Bucket Includes 360 fasteners and 16 starter clips (on-shelf in select stores). Contents cover 200 sq. ft. of decking.
4911355	Trex Universal Fastener Installation Tool
1151617	Trex Protect 1 5/8-in Butyl Joist Tape
1151618	Trex Protect 3 1/8-in Butyl Beam Tape

RAILING

	Railing Style Step	Lowe's Stock Item #	Description	1 required per section (unless otherwise noted)
6-ft x 36-in Horizontal Rail	Step 1	735739	4.45-in x 4.45-in x 48-in Post Sleeve – Saddle (Fits over a 4x4 pressure treated post)	
	Step 2A	735741	4.55-in x 4.55-in Post Sleeve Flat Cap – Saddle	1 required per post
	Step 2B	735740	4.55-in x 4.55-in Post Sleeve Skirt – Saddle	1 required per post
	Steps 3, 4 & 5	735742	72-in Trex Enhance Rail Kit w. Round Balusters – Horizontal – Saddle	
6-ft x 36-in Stair Rail	Step 1	735739	4.45-in x 4.45-in x 48-in Post Sleeve – Saddle (Fits over a 4x4 pressure treated post)	
	Step 2A	735741	4.55-in x 4.55-in Post Sleeve Flat Cap – Saddle	1 required per post
	Step 2B	735740	4.55-in x 4.55-in Post Sleeve Skirt – Saddle	1 required per post
	Steps 3, 4 & 5	735743	72-in x 36-in Trex Enhance Rail Kit w. Round Aluminum Balusters – Stair – Saddle	
Accessories	Accessory	735748	Trex Enhance Rail Hardware Kit – Horizontal	Additional hardware for cut railing sections

SADDLE

On-shelf in select stores

Trex Enhance® Basics



ES-10

Enhance Basics Decking: Saddle

Enhance Railing: Classic White composite posts and Saddle rails with round aluminum balusters in Charcoal Black

SADDLE DECK BOARD PROFILES

	Dimensions	Lowe's Stock Item #	Description
1-in x 6-in Decking, Square Edge	1 x 6 x 8'	1217531	.94-in x 5.5-in x 8-ft Square Enhance Saddle (on-shelf in select stores)
1-in x 6-in Decking, Grooved Edge	1 x 6 x 12'	1217532	.94-in x 5.5-in x 12-ft Grooved Enhance Saddle (on-shelf in select stores)
	1 x 6 x 16'	1217533	.94-in x 5.5-in x 16-ft Grooved Enhance Saddle (on-shelf in select stores)

TREX HIDEAWAY® HIDDEN FASTENING SYSTEM & ACCESSORIES

Lowe's Stock Item #	Description
750452	Trex Hideaway Universal Fastener Box Includes 90 fasteners and 4 starter clips (on-shelf in select stores). Contents cover 50 sq. ft. of decking.
1438102	Trex Hideaway Universal Fastener Bucket Includes 360 fasteners and 16 starter clips (on-shelf in select stores). Contents cover 200 sq. ft. of decking.
4911355	Trex Universal Fastener Installation Tool
1151617	Trex Protect 1 5/8-in Butyl Joist Tape
1151618	Trex Protect 3 1/8-in Butyl Beam Tape

RAILING

	Railing Style Step	Lowe's Stock Item #	Description	1 required per section (unless otherwise noted)
6-ft x 36-in Horizontal Rail	Step 1	1223179	4.45-in x 4.45-in x 48-in Post Sleeve – Classic White (Fits over a 4x4 pressure treated post)	
	Step 2A	213821	4.55-in x 4.55-in Post Sleeve Flat Cap – Classic White	1 required per post
	Step 2B	303278	4.55-in x 4.55-in Post Sleeve Skirt – Classic White	1 required per post
	Steps 3, 4 & 5	735742	72-in x 36-in Trex Enhance Rail Kit w. Round Aluminum Balusters – Horizontal – Saddle	
6-ft x 36-in Stair Rail	Step 1	1223179	4.45-in x 4.45-in x 48-in Post Sleeve – Classic White (Fits over a 4x4 pressure treated post)	
	Step 2A	213821	4.55-in x 4.55-in Post Sleeve Flat Cap – Classic White	1 required per post
	Step 2B	303278	4.55-in x 4.55-in Post Sleeve Skirt – Classic White	1 required per post
	Steps 3, 4 & 5	735743	72-in x 36-in Trex Enhance Rail Kit w. Round Aluminum Balusters – Stair – Saddle	
Accessories	Accessory	735748	Trex Enhance Rail Hardware Kit – Horizontal	Additional hardware for cut railing sections

Enhance Railing is not compatible with cocktail rail applications.

RAINIER

Trex Transcend® Lineage™



1 CHOOSE A BOARD PROFILE



Grooved edge

For use with our **hidden fasteners** to create a smooth, screw-free deck surface. See page 115.



RECOMMENDED




Square edge

Best for borders, stair risers and cocktail rail applications.

RAINIER DECK BOARD PROFILES

	Dimensions	Lowe's SOS Item# (by the piece)	Lowe's SOS Model ID# (by the piece)	Lowe's SOS Item# (by the bundle: 56/Bundle)	Lowe's SOS Model ID# (by the bundle: 56/Bundle)	Description
1-in x 6-in Decking, Square Edge	1 x 6 x 16'	5175670	RN010616TLS01	5175674	RN010616TLS48	.94-in x 5.5-in x 16-ft Square Transcend Rainier
	1 x 6 x 20'	5175668	RN010620TLS01	5175672	RN010620TLS48	.94-in x 5.5-in x 20-ft Square Transcend Rainier
1-in x 6-in Decking, Grooved Edge	1 x 6 x 12'	5175680	RN010612TLG01	5175686	RN010612TLG48	.94-in x 5.5-in x 12-ft Grooved Transcend Rainier
	1 x 6 x 16'	5175678	RN010616TLG01	5175684	RN010616TLG48	.94-in x 5.5-in x 16-ft Grooved Transcend Rainier
	1 x 6 x 20'	5175676	RN010620TLG01	5175682	RN010620TLG48	.94-in x 5.5-in x 20-ft Grooved Transcend Rainier
Fascia	1 x 8 x 12'	5175666	RN010812TLS01	–	–	.56-in x 7.25-in x 12-ft Transcend Fascia Rainier
	1 x 12 x 12'	5175664	RN011212TLS01	–	–	.56-in x 11.375-in x 12-ft Transcend Fascia Rainier

2 SELECT A RAILING LOOK




RN-1



RN-2



RN-3



RN-1

Transcend Lineage Decking: Rainier
Signature Railing: Charcoal Black aluminum posts,
 rails and rod rail infill

	Railing Style Step	Lowe's SOS Item #	Lowe's Model ID #	Description	1 required per section (unless otherwise noted)
6-ft x 36-in Horizontal Rail	Step 1/2	1286166	BKAL252537RCAP	2.5-in x 2.5-in x 37-in Signature Post w. Cap & Skirt – Horizontal – Charcoal Black	
	Steps 3, 4 & 5	1288974	BKBKROD0636HRK	72-in x 36-in Signature Charcoal Black Frame and Black Rod Railing – Horizontal	
6-ft x 36-in Stair Rail	Step 1/2	1286172	BKAL252537RCAP	2.5-in x 2.5-in x 53-in Signature Post w. Cap & Skirt – Stair – Charcoal Black	
	Steps 3, 4 & 5	1288977	BKBKROD0636SRK	72-in x 36-in Signature Charcoal Black Frame and Black Rod Railing – Stair	
8-ft x 36-in Horizontal Rail	Step 1/2	1286166	BKAL252537RCAP	2.5-in x 2.5-in x 37-in Signature Post w. Cap & Skirt – Horizontal – Charcoal Black	
	Steps 3, 4 & 5	1288980	BKBKROD0836HRK	96-in x 36-in Signature Charcoal Black Frame and Black Rod Railing – Horizontal	
8-ft x 36-in Stair Rail	Step 1/2	1286172	BKAL252537RCAP	2.5-in x 2.5-in x 53-in Signature Post w. Cap & Skirt – Stair – Charcoal Black	
	Steps 3, 4 & 5	1288983	BKBKROD0836SRK	96-in x 36-in Signature Charcoal Black Frame and Black Rod Railing – Stair	
Accessories for 42-in Rail Height	Step 1/2	1286169	BKAL252543RCAP	2.5-in x 2.5-in x 43-in Signature Post w. Cap & Skirt – Horizontal – Charcoal Black	Substitute item for 42-in Rail Height Horizontal installations
	Step 1/2	1286278	BKAL252542RCCP	2.5-in x 2.5-in x 42-in Signature Crossover Post – Charcoal Black	Substitute item for 42-in Rail Height Horizontal installations (Crossover style)
	Steps 3, 4 & 5 6-ft	1288986	BKBKROD0642HRK	72-in x 42-in Signature Charcoal Black Frame and Black Rod Railing – Horizontal	Substitute item for 42-in Rail Height Horizontal installations
	Steps 3, 4 & 5 6-ft	1288989	BKBKROD0642SRK	72-in x 42-in Signature Charcoal Black Frame and Black Rod Railing – Stair	Substitute item for 42-in Rail Height Stair installations
	Steps 3, 4 & 5 8-ft	1288992	BKBKROD0842HRK	96-in x 42-in Signature Charcoal Black Frame and Black Rod Railing – Horizontal	Substitute item for 42-in Rail Height Horizontal installations
	Steps 3, 4 & 5 8-ft	1288995	BKBKROD0842SRK	96-in x 42-in Signature Charcoal Black Frame and Black Rod Railing – Stair	Substitute item for 42-in Rail Height Stair installations
Accessories	Accessory	1286259	ALPOSTHWDECK	Aluminum Plate and Hardware (For use with 2.5-in Aluminum Post and 2.5-in Aluminum Crossover Post only)	1 required per post
	Accessory	1305058	ALPOSTMOUNT36	36" Aluminum IRC-Compliant Surface Mount Post	
	Accessory	5336267	BK36RODHVERTK	36-in Signature Rod Rail Vertical Kit – Horizontal – Charcoal Black	Additional hardware for cut railing sections
	Accessory	5336268	BK36RODSVERTK	36-in Signature Rod Rail Vertical Kit – Stair – Charcoal Black	Additional hardware for cut railing sections
	Accessory	5336236	BKFHBKTALPNL	Signature Tabless Fixed Bracket – Horizontal (4/pack) – Charcoal Black	
	Accessory	1286119	780129	Signature Cut Kit – Fixed Bracket – Stair (4/pack) – Charcoal Black	
	Accessory	1286118	780130	Signature Swivel Bracket – Horizontal (2/pack) – Charcoal Black	Additional hardware for cut angled railing sections
	Accessory	1305100	780131	Signature Swivel Bracket – Stair (2/pack) – Charcoal Black	Additional hardware for cut angled railing sections
	Accessory	1286120	780132	Compound Swivel Bracket (2/pack) – Top & Bottom	
	Accessory	1286281	BK25RCSWSCBTAL	Signature 2.5-in Swivel Crossover Bracket – Stair – Charcoal Black	
	Accessory	1286275	BKAL252536RCCP	2.5-in x 2.5-in x 36-in Signature Crossover Post – Charcoal Black	



RN-2

Transcend Lineage Decking: Rainier

Signature Railing: Charcoal Black aluminum posts and rails with glass infill

*Glass not included. Shop glass.trex.com for more information.

	Railing Style Step	Lowe's SOS Item #	Lowe's Model ID #	Description	1 required per section (unless otherwise noted)
6-ft. x 36-in Horizontal Rail	Step 1/2	1286166	BKAL252537RCAP	2.5-in x 2.5-in x 37-in Signature Post w. Cap & Skirt – Horizontal – Charcoal Black	
	Step 3	5336239	BKA06HGLRK	72-in Signature Glass Railing Kit – Horizontal – Charcoal Black	
	Step 4	—	—	Glass panel sold separately. To source, visit glass.trex.com .	
Accessories for 42-in Rail Height	Step 1/2	1286169	BKAL252543RCAP	2.5-in x 2.5-in x 43-in Signature Post w. Cap & Skirt – Horizontal – Charcoal Black	Substitute item for 42-in Rail Height Horizontal installations
	Step 1/2	1286278	BKAL252542RCCP	2.5-in x 2.5-in x 42-in Signature Crossover Post – Charcoal Black	Substitute item for 42-in Rail Height Horizontal installations (Crossover style)
	Step 3 6ft	5336239	BKA06HGLRK	72-in Signature Glass Railing Kit – Horizontal – Charcoal Black (use for 36-in and 42-in Rail Heights)	Substitute item for 42-in Rail Height Horizontal installations
	Step 4	—	—	Glass panel sold separately. To source, visit glass.trex.com .	
Accessories	Accessory	1286259	ALPOSTHWDECK	Aluminum Plate and Hardware (For use with 2.5-in Aluminum Post and 2.5-in Aluminum Crossover Post only)	1 required per post
	Accessory	1305058	ALPOSTMOUNT36	36" Aluminum IRC-Compliant Surface Mount Post	
	Accessory	1305059	ALPOSTMOUNT42	42" Aluminum IRC-Compliant Surface Mount Post	
	Accessory	5336236	BKFHBTALPNL	Signature Tabless Fixed Bracket – Horizontal (4/pack) – Charcoal Black	Additional hardware for cut railing sections
	Accessory	1286118	780130	Signature Swivel Bracket – Horizontal (2/pack) – Charcoal Black	Additional hardware for cut angled railing sections
	Accessory	1286120	780132	Signature Compound Swivel Bracket (2/pack) – Top & Bottom – Charcoal Black	
	Accessory	1286275	BKAL252536RCCP	2.5-in x 2.5-in x 36-in Signature Crossover Post – Charcoal Black	

*Signature Glass Railing Kit is to be used for 72-in (6-ft) horizontal rail lengths only.



RN-3

Transcend Lineage Decking: Rainier
Signature Railing: Charcoal Black aluminum post and rails
 with Platinum rod rail infill

	Railing Style Step	Lowe's SOS Item #	Lowe's Model ID #	Description	1 required per section (unless otherwise noted)
6-ft x 36-in Horizontal Rail	Step 1/2	1286166	BKAL252537RCAP	2.5-in x 2.5-in x 37-in Signature Post w. Cap & Skirt – Horizontal – Charcoal Black	
	Steps 3, 4 & 5	1288973	BKPLROD0636HRK	72-in x 36-in Signature Charcoal Black Frame and Platinum Rod Railing – Horizontal	
6-ft x 36-in Stair Rail	Step 1/2	1286172	BKAL252553RCAP	2.5-in x 2.5-in x 53-in Signature Post w. Cap & Skirt – Stair – Charcoal Black	
	Steps 3, 4 & 5	1288976	BKPLROD0636SRK	72-in x 36-in Signature Charcoal Black Frame and Platinum Rod Railing – Stair	
8-ft x 36-in Horizontal Rail	Step 1/2	1286166	BKAL252537RCAP	2.5-in x 2.5-in x 37-in Signature Post w. Cap & Skirt – Horizontal – Charcoal Black	
	Steps 3, 4 & 5	1288979	BKPLROD0836HRK	96-in x 36-in Signature Charcoal Black Frame and Platinum Rod Railing – Horizontal	
8-ft x 36-in Stair Rail	Step 1/2	1286172	BKAL252553RCAP	2.5-in x 2.5-in x 53-in Signature Post w. Cap & Skirt – Stair – Charcoal Black	
	Steps 3, 4 & 5	1288982	BKPLROD0836SRK	96-in x 36-in Signature Charcoal Black Frame and Platinum Rod Railing – Stair	
Accessories for 42-in Rail Height	Step 1/2	1286169	BKAL252543RCAP	2.5-in x 2.5-in x 43-in Signature Post w. Cap & Skirt – Horizontal – Charcoal Black	Substitute item for 42-in Rail Height Horizontal installations
	Step 1/2	1286278	BKAL252542RCCP	2.5-in x 2.5-in x 42-in Signature Crossover Post – Charcoal Black	Substitute item for 42-in Rail Height Horizontal installations (Crossover style)
	Steps 3, 4 & 5 6-ft	1288985	BKPLROD0642HRK	72-in x 42-in Signature Charcoal Black Frame and Platinum Rod Railing – Horizontal	Substitute item for 42-in Rail Height Horizontal installations
	Steps 3, 4 & 5 6-ft	1288988	BKPLROD0642SRK	72-in x 42-in Signature Charcoal Black Frame and Platinum Rod Railing – Stair	Substitute item for 42-in Rail Height Stair installations
	Steps 3, 4 & 5 8-ft	1288991	BKPLROD0842HRK	96-in x 42-in Signature Charcoal Black Frame and Platinum Rod Railing – Horizontal	Substitute item for 42-in Rail Height Horizontal installations
	Steps 3, 4 & 5 8-ft	1288994	BKPLROD0842SRK	96-in x 42-in Signature Charcoal Black Frame and Platinum Rod Railing – Stair	Substitute item for 42-in Rail Height Stair installations
Accessories	Accessory	1286259	ALPOSTHWDECK	Aluminum Plate and Hardware (For use with 2.5-in Aluminum Post and 2.5-in Aluminum Crossover Post only)	1 required per post
	Accessory	1305058	ALPOSTMOUNT36	36" Aluminum IRC-Compliant Surface Mount Post	
	Accessory	5336236	BKFHBKTALPNL	Signature Tableless Fixed Bracket – Horizontal (4/pack) – Charcoal Black	
	Accessory	1286119	780129	Signature Cut Kit – Fixed Bracket – Stair (4/pack) – Charcoal Black	
	Accessory	1286118	780130	Signature Swivel Bracket – Horizontal (2/pack) – Charcoal Black	Additional hardware for cut angled railing sections
	Accessory	1305100	780131	Signature Swivel Bracket – Stair (2/pack) – Charcoal Black	Additional hardware for cut angled railing sections
	Accessory	1286120	780132	Compound Swivel Bracket (2/pack) – Top & Bottom	
	Accessory	1286281	BK25RCSWSCBTAL	Signature 2.5-in Swivel Crossover Bracket – Stair – Charcoal Black	
	Accessory	1286275	BKAL252536RCCP	2.5-in x 2.5-in x 36-in Signature Crossover Post – Charcoal Black	

CARMEL

Trex Transcend® Lineage™



1 CHOOSE A BOARD PROFILE




Grooved edge

For use with our **hidden fasteners** to create a smooth, screw-free deck surface. See page 115.



RECOMMENDED



Square edge

Best for borders, stair risers and cocktail rail applications.

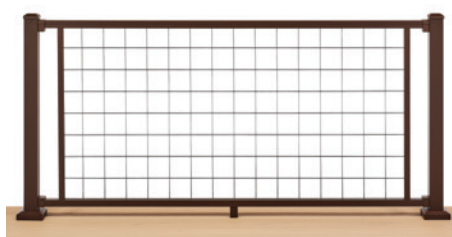
CARMEL DECK BOARD PROFILES

	Dimensions	Lowe's SOS Item# (by the piece)	Lowe's SOS Model ID# (by the piece)	Lowe's SOS Item# (by the bundle: 56/Bundle)	Lowe's SOS Model ID# (by the bundle: 56/Bundle)	Description
1-in x 6-in Decking, Square Edge	1 x 6 x 16'	5336279	CL010616TLS01	5336280	CL010616TLS48	.94-in x 5.5-in x 16-ft Square Transcend Carmel
	1 x 6 x 20'	5336281	CL010620TLS01	5336282	CL010620TLS48	.94-in x 5.5-in x 20-ft Square Transcend Carmel
1-in x 6-in Decking, Grooved Edge	1 x 6 x 12'	5336287	CL010612TLG01	5336288	CL010612TLG48	.94-in x 5.5-in x 12-ft Grooved Transcend Carmel
	1 x 6 x 16'	5336289	CL010616TLG01	5336290	CL010616TLG48	.94-in x 5.5-in x 16-ft Grooved Transcend Carmel
	1 x 6 x 20'	5336291	CL010620TLG01	5336292	CL010620TLG48	.94-in x 5.5-in x 20-ft Grooved Transcend Carmel
Fascia	1 x 8 x 12'	5336275	CL010812TLS01	-	-	.56-in x 7.25-in x 12-ft Transcend Fascia Carmel
	1 x 12 x 12'	5336276	CL011212TLS01	-	-	.56-in x 11.375-in x 12-ft Transcend Fascia Carmel

2 SELECT A RAILING LOOK



CL-1



CL-2



CL-3



CL-1

Transcend Lineage Decking: Carmel

Signature Railing: Charcoal Black aluminum posts and rails with glass infill

*Glass not included. Shop glass.trex.com for more information.

	Railing Style Step	Lowe's SOS Item #	Lowe's Model ID #	Description	1 required per section (unless otherwise noted)
6-ft x 36-in Horizontal Rail	Step 1/2	1286166	BKAL252537RCAP	2.5-in x 2.5-in x 37-in Signature Post w. Cap & Skirt – Horizontal – Charcoal Black	
	Step 3	5336239	BKA06HGLRK	6-ft Signature Glass Railing Kit – Horizontal – Charcoal Black	
	Step 4	—	—	Glass panel sold separately. To source, visit glass.trex.com .	
6-ft x 36-in Stair Rail	—	—	—	Signature Glass Railing Kit is to be used on horizontal applications only.	
8-ft x 36-in Horizontal Rail	—	—	—	Signature Glass Railing Kit is to be used for 72-in (6-ft) rail lengths only.	
8-ft x 36-in Stair Rail	—	—	—	Signature Glass Railing Kit is to be used on horizontal applications only.	
Accessories for 42-in Rail Height	Step 1/2	1286169	BKAL252543RCAP	2.5-in x 2.5-in x 43-in Signature Post w. Cap & Skirt – Horizontal – Charcoal Black	Substitute item for 42-in Rail Height Horizontal installations
	Step 1/2	1286278	BKAL252542RCCP	2.5-in x 2.5-in x 42-in Signature Crossover Post – Charcoal Black	Substitute item for 42-in Rail Height Horizontal installations (Crossover style)
	Step 3 6-ft	5336239	BKA06HGLRK	6-ft Signature Glass Railing Kit – Horizontal – Charcoal Black (use for 36-in and 42-in Rail Heights)	Substitute item for 42-in Rail Height Horizontal installations
	Step 4	—	—	Glass panel sold separately. To source, visit glass.trex.com .	
Accessories	Accessory	1286259	ALPOSTHWDECK	Aluminum Plate and Hardware (For use with 2.5-in Aluminum Post and 2.5-in Aluminum Crossover Post only)	1 required per post
	Accessory	1305058	ALPOSTMOUNT36	36" Aluminum IRC-Compliant Surface Mount Post	
	Accessory	1305059	ALPOSTMOUNT42	42" Aluminum IRC-Compliant Surface Mount Post	
	Accessory	5336236	BKFHBTALPNL	Signature Tabless Fixed Bracket – Horizontal (4/pack) – Charcoal Black	Additional hardware for cut railing sections
	Accessory	1286118	780130	Signature Swivel Bracket – Horizontal (2/pack) – Charcoal Black	Additional hardware for cut angled railing sections
	Accessory	1286120	780132	Signature Compound Swivel Bracket (2/pack) – Top & Bottom – Charcoal Black	
	Accessory	1286275	BKAL252536RCCP	2.5-in x 2.5-in x 36-in Signature Crossover Post – Charcoal Black	



CL-2

Transcend Lineage Decking: Carmel

Signature Railing: Bronze aluminum posts and rails with stainless steel mesh infill

	Railing Style Step	Lowe's SOS Item #	Lowe's Model ID #	Description	1 required per section (unless otherwise noted)
6-ft x 36-in Horizontal Rail	Step 1/2	1286168	BZAL252537RCAP	2.5-in x 2.5-in x 37-in Signature Post w. Cap and Skirt – Horizontal – Bronze	
	Step 3	5336248	BZA0636PNLHRK	6-ft x 36-in Signature Mesh Railing Kit – Horizontal – Bronze	
	Step 4	5336252	SSMESH0636HZ	72-in x 36-in Signature Stainless Steel Mesh Panel – Horizontal	
6-ft x 36-in Stair Rail	Step 1/2	1286174	BZAL252553RCAP	2.5-in x 2.5-in x 53-in Signature Post w. Cap and Skirt – Stair – Bronze	
	Step 3	5336250	BZA0636PNLSRK	6-ft x 36-in Signature Mesh Railing Kit – Stair – Bronze	
	Step 4	5336252	SSMESH0636HZ	72-in x 36-in Signature Stainless Steel Mesh Panel – Horizontal	
8-ft x 36-in Horizontal Rail	Step 1/2	1286168	BZAL252537RCAP	2.5-in x 2.5-in x 37-in Signature Post w. Cap and Skirt – Horizontal – Bronze	
	Step 3	5336257	BZA0836PNLHRK	8-ft x 36-in Signature Mesh Railing Kit – Horizontal – Bronze	
	Step 4	5336261	SSMESH0836HZ	96-in x 36-in Signature Stainless Steel Mesh Panel – Horizontal	
8-ft x 36-in Stair Rail	Step 1/2	1286174	BZAL252553RCAP	2.5-in x 2.5-in x 53-in Signature Post w. Cap and Skirt – Stair – Bronze	
	Step 3	5336259	BZA0836PNLSRK	8-ft x 36-in Signature Mesh Railing Kit – Stair – Bronze	
	Step 4	5336261	SSMESH0836HZ	96-in x 36-in Signature Stainless Steel Mesh Panel – Horizontal	
Accessories for 42-in Rail Height	Step 1/2	1286171	BZAL252543RCAP	2.5-in x 2.5-in x 43-in Signature Post w. Cap and Skirt – Horizontal – Bronze	Substitute item for 42-in Rail Height Horizontal installations
	Step 1/2	1286279	BZAL252542RCCP	2.5-in x 2.5-in x 42-in Signature Crossover Post – Bronze	Substitute item for 42-in Rail Height Horizontal installations (Crossover style)
	Step 3 6-ft	5336253	BZA0642PNLHRK	6-ft x 42-in Signature Mesh Railing Kit – Horizontal – Bronze	Substitute item for 42-in Rail Height Horizontal installations
	Step 3 6-ft	5336255	BZA0642PNLSRK	6-ft x 42-in Signature Mesh Railing Kit – Stair – Bronze	Substitute item for 42-in Rail Height Stair installations
	Step 3 8-ft	5336262	BZA0842PNLHRK	8-ft x 42-in Signature Mesh Railing Kit – Horizontal – Bronze	Substitute item for 42-in Rail Height Horizontal installations
	Step 3 8-ft	5336264	BZA0842PNLSRK	8-ft x 42-in Signature Mesh Railing Kit – Stair – Bronze	Substitute item for 42-in Rail Height Stair installations
	Step 4	5336266	SSMESH0842HZ	96-in x 42-in Signature Stainless Steel Mesh Panel – Horizontal & Stair	Substitute item for 42-in Rail Height Stair installations
Accessories	Accessory	1286259	ALPOSTHWDECK	Aluminum Plate and Hardware (For use with 2.5-in Aluminum Post and 2.5-in Aluminum Crossover Post only)	1 required per post
	Accessory	1305058	ALPOSTMOUNT36	36-in Aluminum IRC-Compliant Surface Mount Post	
	Accessory	5336235	BZFBHTALPNL	Signature Tabless Fixed Bracket – Horizontal (4/pack) – Bronze	Additional hardware for cut railing sections
	Accessory	1286137	780330	Signature Swivel Bracket – Horizontal (2/pack) – Bronze	Additional hardware for cut railing sections
	Accessory	1305102	780331	Signature Swivel Bracket – Stair (2/pack) – Top and Bottom – Bronze	Additional hardware for cut angled railing sections
	Accessory	1286139	780332	Signature Compound Swivel Bracket – Top and Bottom (2/pack) – Bronze	Additional hardware for cut angled railing sections
	Accessory	1286282	BZ25RCSWSCBTAL	Signature 2.5-in Swivel Crossover Bracket – Stair – Bronze	
	Accessory	1286276	BZAL252536RCCP	2.5-in x 2.5-in x 36-in Signature Crossover Post – Bronze	



CL-3

Transcend Lineage Decking: Carmel

Signature Railing: Charcoal Black aluminum posts, rails and square balusters

	Railing Style Step	Lowe's SOS Item #	Lowe's Model ID #	Description	1 required per section (unless otherwise noted)
6-ft x 36-in Horizontal Rail	Step 1/2	1286166	BKAL252537RCAP	2.5-in x 2.5-in x 37-in Signature Post w. Cap & Skirt – Horizontal – Charcoal Black	
	Steps 3, 4 & 5	1286065	780112	72-in x 36-in Signature Rail Kit w. Square Balusters – Horizontal – Charcoal Black	
6-ft x 36-in Stair Rail	Step 1/2	1286172	BKAL252553RCAP	2.5-in x 2.5-in x 53-in Signature Post w. Cap & Skirt – Stair – Charcoal Black	
	Steps 3, 4 & 5	1286066	780113	72-in x 36-in Signature Rail Kit w. Square Balusters – Stair – Charcoal Black	
8-ft x 36-in Horizontal Rail	Step 1/2	1286166	BKAL252537RCAP	2.5-in x 2.5-in x 37-in Signature Post w. Cap & Skirt – Horizontal – Charcoal Black	
	Steps 3, 4 & 5	1286067	780114	96-in x 36-in Signature Rail Kit w. Square Balusters – Horizontal – Charcoal Black	
8-ft x 36-in Stair Rail	Step 1/2	1286172	BKAL252553RCAP	2.5-in x 2.5-in x 53-in Signature Post w. Cap & Skirt – Stair – Charcoal Black	
	Steps 3, 4 & 5	1286068	780115	96-in x 36-in Signature Rail Kit w. Square Balusters – Stair – Charcoal Black	
Accessories for 42-in Rail Height	Step 1/2	1286169	BKAL252543RCAP	2.5-in x 2.5-in x 43-in Signature Post w. Cap & Skirt – Horizontal – Charcoal Black	Substitute item for 42-in Rail Height Horizontal installations
	Step 1/2	1286278	BKAL252542RCCP	2.5-in x 2.5-in x 42-in Signature Crossover Post – Charcoal Black	Substitute item for 42-in Rail Height Horizontal installations (Crossover style)
	Steps 3, 4 & 5 6-ft	1286073	780116	72-in x 42-in Signature Rail Kit w. Square Balusters – Horizontal – Charcoal Black	Substitute item for 42-in Rail Height Horizontal installations
	Steps 3, 4 & 5 6-ft	1286074	780117	72-in x 42-in Signature Rail Kit w. Square Balusters – Stair – Charcoal Black	Substitute item for 42-in Rail Height Stair installations
	Steps 3, 4 & 5 8-ft	1286075	780118	96-in x 42-in Signature Rail Kit w. Square Balusters – Horizontal – Charcoal Black	Substitute item for 42-in Rail Height Horizontal installations
	Steps 3, 4 & 5 8-ft	1286076	780119	96-in x 42-in Signature Rail Kit w. Square Balusters – Stair – Charcoal Black	Substitute item for 42-in Rail Height Stair installations
Accessories	Accessory	1286259	ALPOSTHWDECK	Aluminum Plate and Hardware (For use with 2.5-in Aluminum Post and 2.5-in Aluminum Crossover Post only)	1 required per post
	Accessory	1305058	ALPOSTMOUNT36	36" Aluminum IRC-Compliant Surface Mount Post	
	Accessory	1305059	ALPOSTMOUNT42	42" Aluminum IRC-Compliant Surface Mount Post	
	Accessory	5336236	BKFHBKTALPNL	Signature Tabless Fixed Bracket – Horizontal (4/pack) – Charcoal Black	
	Accessory	1286119	780129	Signature Cut Kit – Fixed Bracket – Stair (4/pack) – Charcoal Black	Additional hardware for cut railing sections
	Accessory	1286118	780130	Signature Swivel Bracket – Horizontal (2/pack) – Charcoal Black	Additional hardware for cut angled railing sections
	Accessory	1305100	780131	Signature Swivel Bracket – Stair (2/pack) – Charcoal Black	Additional hardware for cut angled railing sections
	Accessory	1286281	BK25RCSWSCBK TAL	Signature 2.5-in Swivel Crossover Bracket – Stair – Charcoal Black	
	Accessory	1286120	780132	Signature Compound Swivel Bracket (2/pack) Top & Bottom – Charcoal Black	

BISCAYNE

Trex Transcend® Lineage™



1 CHOOSE A BOARD PROFILE




Grooved edge



For use with our **hidden fasteners** to create a smooth, screw-free deck surface. See page 115.

RECOMMENDED



Square edge

Best for borders, stair risers and cocktail rail applications.


BISCAYNE DECK BOARD PROFILES

	Dimensions	Lowe's SOS Item# (by the piece)	Lowe's SOS Model ID# (by the piece)	Lowe's SOS Item# (by the bundle: 48/Bundle)	Lowe's SOS Model ID# (by the bundle: 48/Bundle)	Description
1-in x 6-in Decking, Square Edge	1 x 6 x 16'	5175671	BC010616TLS01	5175675	BC010616TLS48	.94-in x 5.5-in x 16-ft Square Transcend Biscayne
	1 x 6 x 20'	5175669	BC010620TLS01	5175673	BC010620TLS48	.94-in x 5.5-in x 20-ft Square Transcend Biscayne
1-in x 6-in Decking, Grooved Edge	1 x 6 x 12'	5175681	BC010612TLG01	5175687	BC010612TLG48	.94-in x 5.5-in x 12-ft Grooved Transcend Biscayne
	1 x 6 x 16'	5175679	BC010616TLG01	5175685	BC010616TLG48	.94-in x 5.5-in x 16-ft Grooved Transcend Biscayne
	1 x 6 x 20'	5175677	BC010620TLG01	5175683	BC010620TLG48	.94-in x 5.5-in x 20-ft Grooved Transcend Biscayne
Fascia	1 x 8 x 12'	5175667	BC010812TLS01	–	–	.56-in x 7.25-in x 12-ft Transcend Fascia Biscayne
	1 x 12 x 12'	5175665	BC011212TLS01	–	–	.56-in x 11.375-in x 12-ft Transcend Fascia Biscayne

2 SELECT A RAILING LOOK



BC-1



BC-2



BC-3




BC-1

Transcend Lineage Decking: Biscayne

Signature Railing: Bronze aluminum posts and rails with Platinum rod rail infill

	Railing Style Step	Lowe's SOS Item #	Lowe's Model ID #	Description	1 required per section (unless otherwise noted)
6-ft x 36-in Horizontal Rail	Step 1/2	1286168	BZAL252553RCAP	2.5-in x 2.5-in x 37-in Signature Post w. Cap and Skirt – Horizontal – Bronze	
	Steps 3, 4 & 5	1288975	BZPLROD0636SRK	72-in x 36-in Signature Bronze Frame and Platinum Rod Railing – Horizontal	
6-ft x 36-in Stair Rail	Step 1/2	1286174	BZAL252553RCAP	2.5-in x 2.5-in x 53-in Signature Post w. Cap and Skirt – Stair – Bronze	
	Steps 3, 4 & 5	1288978	BZPLROD0636SRK	72-in x 36-in Signature Bronze Frame and Platinum Rod Railing – Stair	
8-ft x 36-in Horizontal Rail	Step 1/2	1286168	BZAL252537RCAP	2.5-in x 2.5-in x 37-in Signature Post w. Cap and Skirt – Horizontal – Bronze	
	Steps 3, 4 & 5	1288981	BZPLROD0836HRK	96-in x 36-in Signature Bronze Frame and Platinum Rod Railing – Horizontal	
8-ft x 36-in Stair Rail	Step 1/2	1286174	BZAL252553RCAP	2.5-in x 2.5-in x 53-in Signature Post with Cap and Skirt – Stair – Bronze	
	Steps 3, 4 & 5	1288984	BZPLROD0836SRK	96-in x 36-in Signature Bronze Frame and Platinum Rod Railing – Stair	
Accessories for 42-in Rail Height	Step 1/2	1286171	BZAL252543RCAP	2.5-in x 2.5-in x 43-in Signature Post w. Cap and Skirt – Horizontal – Bronze	Substitute item for 42-in Rail Height Horizontal installations
	Step 1/2	1286279	BZAL252542RCCP	2.5-in x 2.5-in x 42-in Signature Crossover Post – Bronze	Substitute item for 42-in Rail Height Horizontal installations (Crossover style)
	Steps 3, 4 & 5 6-ft	1288987	BZPLROD0642HRK	72-in x 42-in Signature Bronze Frame and Platinum Rod Railing – Horizontal	Substitute item for 42-in Rail Height Horizontal installations
	Steps 3, 4 & 5 6-ft	1288990	BZPLROD0642SRK	72-in x 42-in Signature Bronze Frame and Platinum Rod Railing – Stair	Substitute item for 42-in Rail Height Stair installations
	Steps 3, 4 & 5 8-ft	1288993	BZPLROD0842HRK	96-in x 42-in Signature Bronze Frame and Platinum Rod Railing – Horizontal	Substitute item for 42-in Rail Height Horizontal installations
	Steps 3, 4 & 5 8-ft	1288996	BZPLROD0842SRK	96-in x 42-in Signature Bronze Frame and Platinum Rod Railing – Stair	Substitute item for 42-in Rail Height Stair installations
Accessories	Accessory	1286259	ALPOSTHWDECK	Aluminum Plate and Hardware (For use with 2.5-in Aluminum Post and 2.5-in Aluminum Crossover Post only)	1 required per post
	Accessory	1305058	ALPOSTMOUNT36	36-in Aluminum IRC-Compliant Surface Mount Post	
	Accessory	5336235	BZFHBTALPNL	Signature Tableless Fixed Bracket – Horizontal (4/pack) – Bronze	Additional hardware for cut railing sections
	Accessory	1286137	780330	Signature Swivel Bracket – Horizontal (2/pack) – Bronze	Additional hardware for cut railing sections
	Accessory	1305102	780331	Signature Swivel Bracket – Stair (2/pack) – Top & Bottom – Bronze	Additional hardware for cut angled railing sections
	Accessory	1286139	780332	Signature Compound Swivel Bracket – Top & Bottom (2/pack) – Bronze	Additional hardware for cut angled railing sections
	Accessory	1286282	BZ25RCSWSCBKAL	Signature 2.5-in Swivel Crossover Bracket – Stair – Bronze	
	Accessory	1286276	BZAL252536RCCP	2.5-in x 2.5-in x 36-in Signature Crossover Post – Bronze	




BC-2

Transcend Lineage Decking: Biscayne

Signature Railing: Bronze aluminum post and rails with stainless steel mesh infill

	Railing Style Step	Lowe's SOS Item #	Lowe's Model ID #	Description	1 required per section (unless otherwise noted)
6-ft x 36-in Horizontal Rail	Step 1/2	1286168	BZAL252537RCAP	2.5-in x 2.5-in x 37-in Signature Post w. Cap and Skirt – Horizontal – Bronze	
	Step 3	5336248	BZA0636PNLHRK	6-ft x 36-in Signature Mesh Railing Kit – Horizontal – Bronze	
	Step 4	5336252	SSMESH0636HZ	72-in x 36-in Signature Stainless Steel Mesh Panel – Horizontal	
6-ft x 36-in Stair Rail	Step 1/2	1286174	BZAL252553RCAP	2.5-in x 2.5-in x 53-in Signature Post w. Cap and Skirt – Stair – Bronze	
	Step 3	5336250	BZA0636PNLSRK	6-ft x 36-in Signature Mesh Railing Kit – Stair – Bronze	
	Step 4	5336252	SSMESH0636HZ	72-in x 36-in Signature Stainless Steel Mesh Panel – Horizontal	
8-ft x 36-in Horizontal Rail	Step 1/2	1286168	BZAL252537RCAP	2.5-in x 2.5-in x 37-in Signature Post w. Cap and Skirt – Horizontal – Bronze	
	Step 3	5336257	BZA0836PNLHRK	8-ft x 36-in Signature Mesh Railing Kit – Horizontal – Bronze	
	Step 4	5336261	SSMESH0836HZ	96-in x 36-in Signature Stainless Steel Mesh Panel – Horizontal	
8-ft x 36-in Stair Rail	Step 1/2	1286174	BZAL252553RCAP	2.5-in x 2.5-in x 53-in Signature Post w. Cap and Skirt – Stair – Bronze	
	Step 3	5336259	BZA0836PNLSRK	8-ft x 36-in Signature Mesh Railing Kit – Stair – Bronze	
	Step 4	5336261	SSMESH0836HZ	96-in x 36-in Signature Stainless Steel Mesh Panel – Horizontal	
Accessories for 42-in Rail Height	Step 1/2	1286171	BZAL252543RCAP	2.5-in x 2.5-in x 43-in Signature Post w. Cap and Skirt – Horizontal – Bronze	Substitute item for 42-in Rail Height Horizontal installations
	Step 1/2	1286279	BZAL252542RCCP	2.5-in x 2.5-in x 42-in Signature Crossover Post – Bronze	Substitute item for 42-in Rail Height Horizontal installations (Crossover style)
	Step 3 6-ft	5336253	BZA0642PNLHRK	6-ft x 42-in Signature Mesh Railing Kit – Horizontal – Bronze	Substitute item for 42-in Rail Height Horizontal installations
	Step 3 6-ft	5336255	BZA0642PNLSRK	6-ft x 42-in Signature Mesh Railing Kit – Stair – Bronze	Substitute item for 42-in Rail Height Stair installations
	Step 3 8-ft	5336262	BZA0842PNLHRK	8-ft x 42-in Signature Mesh Railing Kit – Horizontal – Bronze	Substitute item for 42-in Rail Height Horizontal installations
	Step 3 8-ft	5336264	BZA0842PNLSRK	8-ft x 42-in Signature Mesh Railing Kit – Stair – Bronze	Substitute item for 42-in Rail Height Stair installations
	Step 4	5336266	SSMESH0842HZ	96-in x 42-in Signature Stainless Steel Mesh Panel – Horizontal & Stair	Substitute item for 42-in Rail Height Stair installations
Accessories	Accessory	1286259	ALPOSTHWDECK	Aluminum Plate and Hardware (For use with 2.5-in Aluminum Post and 2.5-in Aluminum Crossover Post only)	1 required per post
	Accessory	1305058	ALPOSTMOUNT36	36-in Aluminum IRC-Compliant Surface Mount Post	
	Accessory	5336240	BZ36MSHHVERTK	36-in Signature Mesh Railing Vertical Kit – Horizontal – Bronze	
	Accessory	5336242	BZ36MSHSVERTK	36-in Signature Mesh Railing Vertical Kit – Stair – Bronze	
	Accessory	5336244	BZ42MSHHVERTK	42-in Signature Mesh Railing Vertical Kit – Horizontal – Bronze	
	Accessory	5336246	BZ42MSHSVERTK	42-in Signature Mesh Railing Vertical Kit – Stair – Bronze	
	Accessory	5336235	BZFHBKTALPNL	Signature Tableless Fixed Bracket – Horizontal (4/pack) – Bronze	Additional hardware for cut railing sections
	Accessory	1286138	780329	Signature Cut Kit – Fixed Bracket – Stair (4/pack) – Bronze	Additional hardware for cut railing sections
	Accessory	1286137	780330	Signature Swivel Bracket – Horizontal (2/pack) – Bronze	Additional hardware for cut angled railing sections
	Accessory	1305102	780331	Signature Swivel Bracket – Stair (2/pack) – Top & Bottom – Bronze	Additional hardware for cut angled railing sections
	Accessory	1286282	BZ25RCSWSCBKAL	Signature 2.5-in Swivel Crossover Bracket – Stair – Bronze	
	Accessory	1286276	BZAL252536RCCP	2.5-in x 2.5-in x 36-in Signature Crossover Post – Bronze	
	Accessory	1286139	780332	Signature Compound Swivel Bracket – Top & Bottom (2/pack) – Bronze	



BC-3

Transcend Lineage Decking: Biscayne

Signature Railing: Charcoal Black aluminum posts, rails and square balusters

	Railing Style Step	Lowe's SOS Item #	Lowe's Model ID #	Description	1 required per section (unless otherwise noted)
6-ft x 36-in Horizontal Rail	Step 1/2	1286166	BKAL252537RCAP	2.5-in x 2.5-in x 37-in Signature Post w. Cap & Skirt – Horizontal – Charcoal Black	
	Steps 3, 4 & 5	1286065	780112	72-in x 36-in Signature Rail Kit w. Square Balusters – Horizontal – Charcoal Black	
6-ft x 36-in Stair Rail	Step 1/2	1286172	BKAL252553RCAP	2.5-in x 2.5-in x 53-in Signature Post w. Cap & Skirt – Stair – Charcoal Black	
	Steps 3, 4 & 5	1286066	780113	72-in x 36-in Signature Rail Kit w. Square Balusters – Stair – Charcoal Black	
8-ft x 36-in Horizontal Rail	Step 1/2	1286166	BKAL252537RCAP	2.5-in x 2.5-in x 37-in Signature Post w. Cap & Skirt – Horizontal – Charcoal Black	
	Steps 3, 4 & 5	1286067	780114	96-in x 36-in Signature Rail Kit w. Square Balusters – Horizontal – Charcoal Black	
8-ft x 36-in Stair Rail	Step 1/2	1286172	BKAL252553RCAP	2.5-in x 2.5-in x 53-in Signature Post w. Cap & Skirt – Stair – Charcoal Black	
	Steps 3, 4 & 5	1286068	780115	96-in x 36-in Signature Rail Kit w. Square Balusters – Stair – Charcoal Black	
Accessories for 42-in Rail Height	Step 1/2	1286169	BKAL252543RCAP	2.5-in x 2.5-in x 43-in Signature Post w. Cap & Skirt – Horizontal – Charcoal Black	Substitute item for 42-in Rail Height Horizontal installations
	Step 1/2	1286278	BKAL252542RCCP	2.5-in x 2.5-in x 42-in Signature Crossover Post – Charcoal Black	Substitute item for 42-in Rail Height Horizontal installations (Crossover style)
	Steps 3, 4 & 5 6-ft	1286073	780116	72-in x 42-in Signature Rail Kit w. Square Balusters – Horizontal – Charcoal Black	Substitute item for 42-in Rail Height Horizontal installations
	Steps 3, 4 & 5 6-ft	1286074	780117	72-in x 42-in Signature Rail Kit w. Square Balusters – Stair – Charcoal Black	Substitute item for 42-in Rail Height Stair installations
	Steps 3, 4 & 5 8-ft	1286075	780118	96-in x 42-in Signature Rail Kit w. Square Balusters – Horizontal – Charcoal Black	Substitute item for 42-in Rail Height Horizontal installations
	Steps 3, 4 & 5 8-ft	1286076	780119	96-in x 42-in Signature Rail Kit w. Square Balusters – Stair – Charcoal Black	Substitute item for 42-in Rail Height Stair installations
Accessories	Accessory	1286259	ALPOSTHWDECK	Aluminum Plate and Hardware (For use with 2.5-in Aluminum Post and 2.5-in Aluminum Crossover Post only)	1 required per post
	Accessory	1305058	ALPOSTMOUNT36	36" Aluminum IRC-Compliant Surface Mount Post	
	Accessory	1305059	ALPOSTMOUNT42	42" Aluminum IRC-Compliant Surface Mount Post	
	Accessory	5336236	BKFHBKTALPNL	Signature Tabless Fixed Bracket – Horizontal (4/pack) – Charcoal Black	Additional hardware for cut railing sections
	Accessory	1286119	780129	Signature Cut Kit – Fixed Bracket – Stair (4/pack) – Charcoal Black	Additional hardware for cut angled railing sections
	Accessory	1286118	780130	Signature Swivel Bracket – Horizontal (2/pack) – Charcoal Black	Additional hardware for cut angled railing sections
	Accessory	1305100	780131	Signature Swivel Bracket – Stair (2/pack) – Charcoal Black	
	Accessory	1286120	780132	Signature Compound Swivel Bracket (2/pack) Top & Bottom – Charcoal Black	
	Accessory	1286281	BK25RCSWSCBKAL	Signature 2.5-in Swivel Crossover Bracket – Stair (1/pack) – Charcoal Black	
	Accessory	1286275	BKAL252536RCCP	2.5-in x 2.5-in x 36-in Signature Crossover Post – Charcoal Black	

JASPER

Trex Transcend® Lineage™



1 CHOOSE A BOARD PROFILE




Grooved edge

For use with our **hidden fasteners** to create a smooth, screw-free deck surface. See page 115.



RECOMMENDED



Square edge

Best for borders, stair risers and cocktail rail applications.

JASPER DECK BOARD PROFILES

	Dimensions	Lowe's SOS Item# (by the piece)	Lowe's SOS Model ID# (by the piece)	Lowe's SOS Item# (by the bundle: 48/Bundle)	Lowe's SOS Model ID# (by the bundle: 48/Bundle)	Description
1-in x 6-in Decking, Square Edge	1 x 6 x 16'	5336283	JA010616TLS01	5336284	JA010616TLS48	.94-in x 5.5-in x 16-ft Square Transcend Jasper
	1 x 6 x 20'	5336285	JA010620TLS01	5336286	JA010620TLS48	.94-in x 5.5-in x 20-ft Square Transcend Jasper
1-in x 6-in Decking, Grooved Edge	1 x 6 x 12'	5336293	JA010612TLG01	5336294	JA010612TLG48	.94-in x 5.5-in x 12-ft Grooved Transcend Jasper
	1 x 6 x 16'	5336295	JA010616TLG01	5336296	JA010616TLG48	.94-in x 5.5-in x 16-ft Grooved Transcend Jasper
	1 x 6 x 20'	5336297	JA010620TLG01	5336298	JA010620TLG48	.94-in x 5.5-in x 20-ft Grooved Transcend Jasper
Fascia	1 x 8 x 12'	5336277	JA010812TLS01	–	–	.56-in x 7.25-in x 12-ft Transcend Fascia Jasper
	1 x 12 x 12'	5336278	JA011212TLS01	–	–	.56-in x 11.375-in x 12-ft Transcend Fascia Jasper


2 SELECT A RAILING LOOK



JA-1



JA-2




JA-3



JA-1

Transcend Lineage Decking: Jasper
Signature Railing: Classic White aluminum posts and rails with glass infill
 *Glass not included. Shop glass.trex.com for more information.

	Railing Style Step	Lowe's SOS Item #	Lowe's Model ID #	Description	1 required per section (unless otherwise noted)
6-ft x 36-in Horizontal Rail	Step 1/2	1286167	WTAL252537RCAP	2.5-in x 2.5-in x 37-in Signature Post w. Cap and Skirt – Horizontal – Classic White	
	Step 3	5336238	WTA06HGLRK	72-in Signature Glass Railing Kit – Horizontal – Classic White	
	Step 4	—	—	Glass panel sold separately. To source, visit glass.trex.com.	
6-ft x 36-in Stair Rail	—	—	—	Signature Glass Railing Kit is to be used on horizontal applications only.	
8-ft x 36-in Horizontal Rail	—	—	—	Signature Glass Railing Kit is to be used for 72-in (6-ft) rail lengths only.	
8-ft x 36-in Stair Rail	—	—	—	Signature Glass Railing Kit is to be used on horizontal applications only.	
Accessories for 42-in Rail Height	Step 1/2	1286170	WTAL252543RCAP	2.5-in x 2.5-in x 43-in Signature Post w. Cap and Skirt – Horizontal – Classic White	Substitute item for 42-in Rail Height Horizontal installations
	Step 1/2	1286278	WTAL252542RCCP	2.5-in x 2.5-in x 42-in Signature Crossover Post – Classic White	Substitute item for 42-in Rail Height Horizontal installations (Crossover style)
	Step 3 6-ft	5336238	WTA06HGLRK	72-in Signature Glass Railing Kit – Horizontal – Classic White	Substitute item for 42-in Rail Height Horizontal installations
	Step 4	—	—	Glass panel sold separately. To source, visit glass.trex.com.	
Accessories	Accessory	1286259	ALPOSTHWDECK	Aluminum Plate and Hardware (For use with 2.5-in Aluminum Post and 2.5-in Aluminum Crossover Post only)	
	Accessory	1305058	ALPOSTMOUNT36	36" Aluminum IRC-Compliant Surface Mount Post	1 required per post
	Accessory	1305059	ALPOSTMOUNT42	42" Aluminum IRC-Compliant Surface Mount Post	
	Accessory	5336237	WTFHBKTALPNL	Signature Tabless Fixed Bracket – Horizontal (4/pack) – Classic White	Additional hardware for cut angled railing sections
	Accessory	1286127	780230	Signature Swivel Bracket – Horizontal (2/pack) – Classic White	Additional hardware for cut angled railing sections
	Accessory	5336234	WTCPDSWBKTAL	Signature Compound Swivel Bracket (2/pack) Top & Bottom – Classic White	
	Accessory	1286275	WTAL252536RCCP	2.5-in x 2.5-in x 36-in Signature Crossover Post – Classic White	




JA-2

Transcend Lineage Decking: Jasper

Signature Railing: Charcoal Black aluminum posts, rails and rod rail infill

	Railing Style Step	Lowe's SOS Item #	Lowe's Model ID #	Description	1 required per section (unless otherwise noted)
6-ft x 36-in Horizontal Rail	Step 1/2	1286166	BKAL252537RCAP	2.5-in x 2.5-in x 37-in Signature Post w. Cap & Skirt – Horizontal – Charcoal Black	
	Steps 3, 4 & 5	1286065	780112	72-in x 36-in Signature Rail Kit w. Square Balusters – Horizontal – Charcoal Black	
6-ft x 36-in Stair Rail	Step 1/2	1286172	BKAL252553RCAP	2.5-in x 2.5-in x 53-in Signature Post w. Cap & Skirt – Stair – Charcoal Black	
	Steps 3, 4 & 5	1286066	780113	72-in x 36-in Signature Rail Kit w. Square Balusters – Stair – Charcoal Black	
8-ft x 36-in Horizontal Rail	Step 1/2	1286166	BKAL252537RCAP	2.5-in x 2.5-in x 37-in Signature Post w. Cap & Skirt – Horizontal – Charcoal Black	
	Steps 3, 4 & 5	1286067	780114	96-in x 36-in Signature Rail Kit w. Square Balusters – Horizontal – Charcoal Black	
8-ft x 36-in Stair Rail	Step 1/2	1286172	BKAL252553RCAP	2.5-in x 2.5-in x 53-in Signature Post w. Cap & Skirt – Stair – Charcoal Black	
	Steps 3, 4 & 5	1286068	780115	96-in x 36-in Signature Rail Kit w. Square Balusters – Stair – Charcoal Black	
Accessories for 42-in Rail Height	Step 1/2	1286169	BKAL252543RCAP	2.5-in x 2.5-in x 43-in Signature Post w. Cap & Skirt – Horizontal – Charcoal Black	Substitute item for 42-in Rail Height Horizontal installations
	Step 1/2	1286278	BKAL252542RCCP	2.5-in x 2.5-in x 42-in Signature Crossover Post – Charcoal Black	Substitute item for 42-in Rail Height Horizontal installations (Crossover style)
	Steps 3, 4 & 5 6-ft	1286073	780116	72-in x 42-in Signature Rail Kit w. Square Balusters – Horizontal – Charcoal Black	Substitute item for 42-in Rail Height Horizontal installations
	Steps 3, 4 & 5 6-ft	1286074	780117	72-in x 42-in Signature Rail Kit w. Square Balusters – Stair – Charcoal Black	Substitute item for 42-in Rail Height Stair installations
	Steps 3, 4 & 5 8-ft	1286075	780118	96-in x 42-in Signature Rail Kit w. Square Balusters – Horizontal – Charcoal Black	Substitute item for 42-in Rail Height Horizontal installations
	Steps 3, 4 & 5 8-ft	1286076	780119	96-in x 42-in Signature Rail Kit w. Square Balusters – Stair – Charcoal Black	Substitute item for 42-in Rail Height Stair installations
Accessories	Accessory	1286259	ALPOSTHWDECK	Aluminum Plate and Hardware (For use with 2.5-in Aluminum Post and 2.5-in Aluminum Crossover Post only)	1 required per post
	Accessory	1305058	ALPOSTMOUNT36	36" Aluminum IRC-Compliant Surface Mount Post	
	Accessory	5336236	BKFHBKTALPNL	Signature Tableless Fixed Bracket – Horizontal (4/pack) – Charcoal Black	
	Accessory	1286119	780129	Signature Cut Kit – Fixed Bracket – Stair (4/pack) – Charcoal Black	Additional hardware for cut railing sections
	Accessory	1286118	780130	Signature Swivel Bracket – Horizontal (2/pack) – Charcoal Black	Additional hardware for cut angled railing sections
	Accessory	1305100	780131	Signature Swivel Bracket – Stair (2/pack) – Charcoal Black	Additional hardware for cut angled railing sections
	Accessory	1286120	780132	Compound Swivel Bracket (2/pack) Top & Bottom	
	Accessory	1286281	BK25RCSWSCBTAL	Signature 2.5-in Swivel Crossover Bracket – Stair – Charcoal Black	
	Accessory	1286275	BKAL252536RCCP	2.5-in x 2.5-in x 36-in Signature Crossover Post – Charcoal Black	



JA-3

Transcend Lineage Decking: Jasper

Signature Railing: Charcoal Black aluminum posts and rails with stainless steel mesh infill


	Railing Style Step	Lowe's SOS Item #	Lowe's Model ID #	Description	1 required per section (unless otherwise noted)
6-ft x 36-in Horizontal Rail	Step 1/2	1286166	BKAL252537RCAP	2.5-in x 2.5-in x 37-in Signature Post w. Cap and Skirt – Horizontal – Charcoal Black	
	Step 3	5336249	BKA0636PNLHRK	72-in x 36-in Signature Mesh Railing Kit – Horizontal – Charcoal Black	
	Step 4	5336252	SSMESH0636HZ	72-in x 36-in Signature Stainless Steel Mesh Panel – Horizontal & Stair	
6-ft x 36-in Stair Rail	Step 1/2	1286172	BKAL252553RCAP	2.5-in x 2.5-in x 53-in Signature Post w. Cap and Skirt – Stair – Charcoal Black	
	Step 3	5336251	BKA0636PNLSRK	72-in x 36-in Signature Mesh Railing Kit – Stair – Charcoal Black	
	Step 4	5336252	SSMESH0636HZ	72-in x 36-in Signature Stainless Steel Mesh Panel – Horizontal & Stair	
8-ft x 36-in Horizontal Rail	Step 1/2	1286166	BKAL252537RCAP	2.5-in x 2.5-in x 37-in Signature Post w. Cap and Skirt – Horizontal – Charcoal Black	
	Step 3	5336258	BKA0836PNLHRK	96-in x 36-in Signature Mesh Railing Kit – Horizontal – Charcoal Black	
	Step 4	5336261	SSMESH0836HZ	96-in x 36-in Signature Stainless Steel Mesh Panel – Horizontal & Stair	
8-ft x 36-in Stair Rail	Step 1/2	1286172	BKAL252553RCAP	2.5-in x 2.5-in x 53-in Signature Post w. Cap and Skirt – Stair – Charcoal Black	
	Step 3	5336260	BKA0836PNLSRK	96-in x 36-in Signature Mesh Railing Kit – Stair – Charcoal Black	
	Step 4	5336261	SSMESH0836HZ	96-in x 36-in Signature Stainless Steel Mesh Panel – Horizontal & Stair	
Accessories for 42-in Rail Height	Step 1/2	1286169	BKAL252543RCAP	2.5-in x 2.5-in x 43-in Signature Post w. Cap and Skirt – Horizontal – Charcoal Black	Substitute item for 42-in Rail Height Horizontal installations
	Step 1/2	1286278	BKAL252542RCCP	2.5-in x 2.5-in x 42-in Signature Crossover Post – Charcoal Black	Substitute item for 42-in Rail Height Horizontal installations (Crossover style)
	Step 3 6-ft	5336254	BKA0642PNLHRK	72-in x 42-in Signature Mesh Railing Kit – Horizontal – Charcoal Black	Substitute item for 42-in Rail Height Horizontal installations
	Step 3 6-ft	5336256	BKA0642PNLSRK	72-in x 42-in Signature Mesh Railing Kit – Stair – Charcoal Black	Substitute item for 42-in Rail Height Stair installations
	Step 3 8-ft	5336263	BKA0842PNLHRK	96-in x 42-in Signature Mesh Railing Kit – Horizontal – Charcoal Black	Substitute item for 42-in Rail Height Horizontal installations
	Step 3 8-ft	5336265	BKA0842PNLSRK	96-in x 42-in Signature Mesh Railing Kit – Stair – Charcoal Black	Substitute item for 42-in Rail Height Stair installations
	Step 4	5336266	SSMESH0842HZ	96-in x 42-in Signature Stainless Steel Mesh Panel – Horizontal & Stair	Substitute item for 42-in Rail Height Stair installations
Accessories	Accessory	1286259	ALPOSTHWDECK	Aluminum Mounting Plate and Hardware	1 required per post
	Accessory	1305058	ALPOSTMOUNT36	Aluminum Surface Mount Post for 36-in Rail Height – 1 Box	
	Accessory	5336241	BK36MSHHVERTK	36-in Signature Mesh Railing Vertical Kit – Horizontal – Charcoal Black	
	Accessory	5336243	BK36MSHSVVERTK	36-in Signature Mesh Railing Vertical Kit – Stair – Charcoal Black	
	Accessory	5336245	BK42MSHHVERTK	42-in Signature Mesh Railing Vertical Kit – Horizontal – Charcoal Black	
	Accessory	5336247	BK42MSHSVVERTK	42-in Signature Mesh Railing Vertical Kit – Stair – Charcoal Black	
	Accessory	5336236	BKFHBKTALPNL	Signature Tabless Fixed Bracket – Horizontal (4/pack) – Charcoal Black	Additional hardware for cut railing sections
	Accessory	1286119	780129	Signature Cut Kit – Fixed Bracket – Stair (4/pack) – Charcoal Black	Additional hardware for cut railing sections
	Accessory	1286118	780130	Signature Swivel Bracket – Horizontal (2/pack) – Charcoal Black	Additional hardware for cut angled railing sections
	Accessory	1305100	780131	Signature Swivel Bracket – Stair (2/pack) – Top & Bottom – Charcoal Black	Additional hardware for cut angled railing sections
	Accessory	1286281	BK25RCSWSCBKAL	Signature 2.5-in Swivel Crossover Bracket – Stair – Charcoal Black	
	Accessory	1286275	BKAL252536RCCP	2.5-in x 2.5-in x 36-in Signature Crossover Post – Charcoal Black	
	Accessory	1286120	BKCPDSWBKAL	Signature Compound Swivel Bracket – Top & Bottom (2/pack) – Charcoal Black	

ISLAND MIST

Trex Transcend® Tropicals



1 CHOOSE A BOARD PROFILE




Grooved edge



For use with our **hidden fasteners** to create a smooth, screw-free deck surface. See page 115.

RECOMMENDED




Square edge

Best for borders, stair risers and cocktail rail applications.

ISLAND MIST DECK BOARD PROFILES

	Dimensions	Lowe's SOS Item# (by the piece)	Lowe's SOS Model ID# (by the piece)	Lowe's SOS Item# (by the bundle: 48/Bundle)	Lowe's SOS Model ID# (by the bundle: 48/Bundle)	Description
1-in x 6-in Decking, Square Edge	1 x 6 x 12'	1286853	690101	1286847	690148	.94-in x 5.5-in x 12-ft Square Transcend Island Mist
	1 x 6 x 16'	1286854	690201	1286848	690248	.94-in x 5.5-in x 16-ft Square Transcend Island Mist
	1 x 6 x 20'	1286855	690301	1286849	690348	.94-in x 5.5-in x 20-ft Square Transcend Island Mist
1-in x 6-in Decking, Grooved Edge	1 x 6 x 12'	1286850	720101	1286844	720148	.94-in x 5.5-in x 12-ft Grooved Transcend Island Mist
	1 x 6 x 16'	1286851	720201	1286845	720248	.94-in x 5.5-in x 16-ft Grooved Transcend Island Mist
	1 x 6 x 20'	1286852	720301	1286846	720348	.94-in x 5.5-in x 20-ft Grooved Transcend Island Mist
Fascia	1 x 8 x 12'	1286257	690087	–	–	.56-in x 7.25-in x 12-ft Transcend Fascia Island Mist
	1 x 12 x 12'	1286258	690127	–	–	.56-in x 11.375-in x 12-ft Transcend Fascia Island Mist

2 SELECT A RAILING LOOK



IM-1



IM-2



IM-3



IM-1

Transcend Tropicals Decking: Island Mist

Transcend Railing: Classic White composite posts and rails with Island Mist cocktail rail and round aluminum balusters in Charcoal Black


	Railing Style Step	Lowe's SOS Item #	Lowe's Model ID #	Description	1 required per section (unless otherwise noted)
6-ft x 36-in Horizontal Rail	Step 1	1285719	024193	4.45-in x 4.45-in x 40-in Post Sleeve – Classic White (Fits over a 4x4 pressure treated post)	
	Step 2B	1285707	024290	4.55-in x 4.55-in Post Sleeve Skirt – Classic White	1 required per post
	Step 3A	1286019	808331	67.5-in Universal Top or Bottom Rail – Classic White	
	Step 3A	Cocktail Rail Board	–	.94-in x 5.5-in x 12-ft Square Transcend Island Mist	Deck board used on top of universal rail
	Step 3B	1286019	808331	67.5-in Universal Top or Bottom Rail – Classic White	
	Step 4	1286201	809346	30.25-in Round Aluminum Baluster Kit (20/box) – Charcoal Black	15 balusters required per section
	Step 5	1285954	808339	67.5-in Accessory Infill Kit for Round Balusters – Horizontal – Classic White	Includes assembly hardware
6-ft x 36-in Stair Rail	Step 1	1285876	441081	4.45-in x 4.45-in x 108-in Post Sleeve – Classic White (Fits over a 4x4 pressure treated post)	1 required for every 2 posts
	Step 2B	1285707	024290	4.55-in x 4.55-in Post Sleeve Skirt – Classic White	1 required per post
	Step 3A	1286019	808331	67.5-in Universal Top or Bottom Rail – Classic White	
	Step 3A	Cocktail Rail Board	–	.94-in x 5.5-in x 12-ft Square Transcend Island Mist	Deck board used on top of universal rail
	Step 3B	1286019	808331	67.5-in Universal Top or Bottom Rail – Classic White	
	Step 4	1286201	809346	30.25-in Round Aluminum Baluster Kit (20/box) – Charcoal Black	12 balusters required per section
	Step 5	1285955	808340	67.5-in Accessory Infill Kit for Round Balusters – Stair – Classic White	Includes assembly hardware
8-ft x 36-in Horizontal Rail	Step 1	1285719	024193	4.45-in x 4.45-in x 40-in Post Sleeve – Classic White (Fits over a 4x4 pressure treated post)	
	Step 2B	1285707	024290	4.55-in x 4.55-in Post Sleeve Skirt – Classic White	1 required per post
	Step 3A	1286026	808334	91.5-in Universal Top or Bottom Rail – Classic White	
	Step 3A	Cocktail Rail Board	–	.94-in x 5.5-in x 16-ft Square Transcend Island Mist	Deck board used on top of universal rail
	Step 3B	1286026	808334	91.5-in Universal Top or Bottom Rail – Classic White	
	Step 4	1286201	809346	30.25-in Round Aluminum Baluster Kit (20/box) – Charcoal Black	20 balusters required per section
	Step 5	1285952	808341	91.5-in Accessory Infill Kit for Round Balusters – Horizontal – Classic White	Includes assembly hardware
8-ft x 36-in Stair Rail	Step 1	1285876	441081	4.45-in x 4.45-in x 108-in Post Sleeve – Classic White (Fits over a 4x4 pressure treated post)	1 required for every 2 posts
	Step 2B	1285707	024290	4.55-in x 4.55-in Post Sleeve Skirt – Classic White	1 required per post
	Step 3A	1286026	808334	91.5-in Universal Top or Bottom Rail – Classic White	
	Step 3A	Cocktail Rail Board	–	.94-in x 5.5-in x 16-ft Square Transcend Island Mist	Deck board used on top of universal rail
	Step 3B	1286026	808334	91.5-in Universal Top or Bottom Rail – Classic White	
	Step 4	1286201	809346	30.25-in Round Aluminum Baluster Kit (20/box) – Charcoal Black	16 balusters required per section
	Step 5	1285953	808342	91.5-in Accessory Infill Kit for Round Balusters – Stair – Classic White	Includes assembly hardware
Accessories for 42-in Rail Height	Step 1	1285876	441081	4.45-in x 4.45-in x 108-in Post Sleeve – Classic White (Fits over a 4x4 pressure treated post)	Substitute item for 42-in Rail Height Horizontal and Stair installations; 1 required for every 2 posts
	Step 4	1286207	809347	36.25-in Round Aluminum Baluster Kit (20/box) – Charcoal Black	Substitute item for 42-in Rail Height Horizontal and Stair installations
Accessories	Accessory	1286043	808343	Mounting Hardware for Cut Rails – Horizontal – Classic White	Additional hardware for cut railing sections
	Accessory	1286050	808344	Mounting Hardware for Cut Rails – Stair – Classic White	Additional hardware for cut railing sections
	Accessory	1286151	840189	22.5 Degree Gasket Pack – Classic White	Gaskets for 22.5 degree angles
	Accessory	1285725	034488	45 Degree Birdsmouth Gasket Pack (4x4 Post Sleeve) – Classic White	Gaskets and hardware for 45 degree angles



IM-2

Transcend Tropicals Decking: Island Mist
Transcend Railing: Classic White composite posts, rails and square balusters

	Railing Style Step	Lowe's SOS Item #	Lowe's Model ID #	Description	1 required per section (unless otherwise noted)
6-ft x 36-in Horizontal Rail	Step 1	1285719	024193	4.45-in x 4.45-in x 40-in Post Sleeve – Classic White (Fits over a 4x4 pressure treated post)	
	Step 2A	1285709	024292	4.55-in x 4.55-in Post Sleeve Flat Cap – Classic White	1 required per post
	Step 2B	1285707	024290	4.55-in x 4.55-in Post Sleeve Skirt – Classic White	1 required per post
	Steps 3, 4 & 5	1285605	032805	67.5-in x 36-in Transcend Rail kit w. Square Balusters – Horizontal – Classic White	
6-ft x 36-in Stair Rail	Step 1	1285876	441081	4.45-in x 4.45-in x 108-in Post Sleeve – Classic White (Fits over a 4x4 pressure treated post)	1 required for every 2 posts
	Step 2A	1285709	024292	4.55-in x 4.55-in Post Sleeve Flat Cap – Classic White	1 required per post
	Step 2B	1285707	024290	4.55-in x 4.55-in Post Sleeve Skirt – Classic White	1 required per post
	Steps 3, 4 & 5	1285607	032808	67.5-in x 36-in Transcend Rail kit w. Square Balusters – Stair – Classic White	
8-ft x 36-in Horizontal Rail	Step 1	1285719	024193	4.45-in x 4.45-in x 40-in Post Sleeve – Classic White (Fits over a 4x4 pressure treated post)	
	Step 2A	1285709	024292	4.55-in x 4.55-in Post Sleeve Flat Cap – Classic White	1 required per post
	Step 2B	1285707	024290	4.55-in x 4.55-in Post Sleeve Skirt – Classic White	1 required per post
	Steps 3, 4 & 5	1285606	032806	91.5-in x 36-in Transcend Rail kit w. Square Balusters – Horizontal – Classic White	
8-ft x 36-in Stair Rail	Step 1	1285876	441081	4.45-in x 4.45-in x 108-in Post Sleeve – Classic White (Fits over a 4x4 pressure treated post)	1 required for every 2 posts
	Step 2A	1285709	024292	4.55-in x 4.55-in Post Sleeve Flat Cap – Classic White	1 required per post
	Step 2B	1285707	024290	4.55-in x 4.55-in Post Sleeve Skirt – Classic White	1 required per post
	Steps 3, 4 & 5	1285608	032809	91.5-in x 36-in Transcend Rail kit w. Square Balusters – Stair – Classic White	
Accessories for 42-in Rail Height	Step 1	1285876	441081	4.45-in x 4.45-in x 108-in Post Sleeve – Classic White (Fits over a 4x4 pressure treated post)	Substitute item for 42-in Rail Height Horizontal and Stair installations; 1 required for every 2 posts
	Steps 3, 4 & 5 6-ft	1305050	WT0642HRK	67.5-in x 42-in Transcend Rail kit w. Square Balusters – Horizontal – Classic White	Substitute item for 42-in Rail Height Horizontal installations
	Steps 3, 4 & 5 8-ft	1305049	WT0842HRK	91.5-in x 42-in Transcend Rail kit w. Square Balusters – Horizontal – Classic White	Substitute item for 42-in Rail Height Horizontal installations
	Steps 3, 4 & 5 8-ft	1305048	WT0842SRK	91.5-in x 42-in Transcend Rail kit w. Square Balusters – Stair – Classic White	Substitute item for 42-in Rail Height Stair installations
Accessories	Accessory	1286043	808343	Mounting Hardware for Cut Rails – Horizontal – Classic White	Additional hardware for cut railing sections
	Accessory	1286050	808344	Mounting Hardware for Cut Rails – Stair – Classic White	Additional hardware for cut railing sections
	Accessory	1286151	840189	22.5 Degree Gasket Pack – Classic White	Gaskets for 22.5 degree angles
	Accessory	1285725	034488	45 Degree Birdsmouth Gasket Pack (4x4 Post Sleeve) – Classic White	Gaskets and hardware for 45 degree angles



IM-3

Transcend Tropicals Decking: Island Mist

Signature Railing: Charcoal Black aluminum posts, rails and square balusters

	Railing Style Step	Lowe's SOS Item #	Lowe's Model ID #	Description	1 required per section (unless otherwise noted)
6-ft x 36-in Horizontal Rail	Step 1/2	1286166	BKAL252537RCAP	2.5-in x 2.5-in x 37-in Signature Post w. Cap & Skirt – Horizontal – Charcoal Black	
	Steps 3, 4 & 5	1286065	780112	72-in x 36-in Signature Rail Kit w. Square Balusters – Horizontal – Charcoal Black	
6-ft x 36-in Stair Rail	Step 1/2	1286172	BKAL252553RCAP	2.5-in x 2.5-in x 53-in Signature Post w. Cap & Skirt – Stair – Charcoal Black	
	Steps 3, 4 & 5	1286066	780113	72-in x 36-in Signature Rail Kit w. Square Balusters – Stair – Charcoal Black	
8-ft x 36-in Horizontal Rail	Step 1/2	1286166	BKAL252537RCAP	2.5-in x 2.5-in x 37-in Signature Post w. Cap & Skirt – Horizontal – Charcoal Black	
	Steps 3, 4 & 5	1286067	780114	96-in x 36-in Signature Rail Kit w. Square Balusters – Horizontal – Charcoal Black	
8-ft x 36-in Stair Rail	Step 1/2	1286172	BKAL252553RCAP	2.5-in x 2.5-in x 53-in Signature Post w. Cap & Skirt – Stair – Charcoal Black	
	Steps 3, 4 & 5	1286068	780115	96-in x 36-in Signature Rail Kit w. Square Balusters – Stair – Charcoal Black	
Accessories for 42-in Rail Height	Step 1/2	1286169	BKAL252543RCAP	2.5-in x 2.5-in x 43-in Signature Post w. Cap & Skirt – Horizontal – Charcoal Black	Substitute item for 42-in Rail Height Horizontal installations
	Step 1/2	1286278	BKAL252542RCCP	2.5-in x 2.5-in x 42-in Signature Crossover Post – Charcoal Black	Substitute item for 42-in Rail Height Horizontal installations (Crossover style)
	Steps 3, 4 & 5 6-ft	1286073	780116	72-in x 42-in Signature Rail Kit w. Square Balusters – Horizontal – Charcoal Black	Substitute item for 42-in Rail Height Horizontal installations
	Steps 3, 4 & 5 6-ft	1286074	780117	72-in x 42-in Signature Rail Kit w. Square Balusters – Stair – Charcoal Black	Substitute item for 42-in Rail Height Stair installations
	Steps 3, 4 & 5 8-ft	1286075	780118	96-in x 42-in Signature Rail Kit w. Square Balusters – Horizontal – Charcoal Black	Substitute item for 42-in Rail Height Horizontal installations
	Steps 3, 4 & 5 8-ft	1286076	780119	96-in x 42-in Signature Rail Kit w. Square Balusters – Stair – Charcoal Black	Substitute item for 42-in Rail Height Stair installations
Accessories	Accessory	1286259	ALPOSTHWDECK	Aluminum Plate and Hardware (For use with 2.5-in Aluminum Post and 2.5-in Aluminum Crossover Post only)	1 required per post
	Accessory	5336236	BKFHBKTALPNL	Signature Tabless Fixed Bracket – Horizontal (4/pack) – Charcoal Black	Additional hardware for cut railing sections
	Accessory	1286119	780129	Signature Cut Kit – Fixed Bracket – Stair (4/pack) – Charcoal Black	Additional hardware for cut railing sections
	Accessory	1286118	780130	Signature Swivel Bracket – Horizontal (2/pack) – Charcoal Black	Additional hardware for cut angled railing sections
	Accessory	1305100	780131	Signature Swivel Bracket – Stair (2/pack) – Charcoal Black	Additional hardware for cut angled railing sections
	Accessory	1286281	BK25RCSWSCBKAL	Signature 2.5-in Swivel Crossover Bracket – Stair (1/pack) – Charcoal Black	
	Accessory	1286275	BKAL252536RCCP	2.5-in x 2.5-in x 36-in Signature Crossover Post – Charcoal Black	

TIKI TORCH

Trex Transcend® Tropicals



1 CHOOSE A BOARD PROFILE



Grooved edge

For use with our **hidden fasteners** to create a smooth, screw-free deck surface. See page 115.



RECOMMENDED



Square edge

Best for borders, stair risers and cocktail rail applications.

TIKI TORCH DECK BOARD PROFILES

	Dimensions	Lowe's SOS Item# (by the piece)	Lowe's SOS Model ID# (by the piece)	Lowe's SOS Item# (by the bundle: 48/Bundle)	Lowe's SOS Model ID# (by the bundle: 48/Bundle)	Description
1-in x 6-in Decking, Square Edge	1 x 6 x 12'	1286723	640101	1286729	640148	.94-in x 5.5-in x 12-ft Square Transcend Tiki Torch
	1 x 6 x 16'	1286724	640201	1286730	640248	.94-in x 5.5-in x 16-ft Square Transcend Tiki Torch
	1 x 6 x 20'	1286725	640301	1286731	640348	.94-in x 5.5-in x 20-ft Square Transcend Tiki Torch
1-in x 6-in Decking, Grooved Edge	1 x 6 x 12'	1286726	650101	1286732	650148	.94-in x 5.5-in x 12-ft Grooved Transcend Tiki Torch
	1 x 6 x 16'	1286727	650201	1286733	650248	.94-in x 5.5-in x 16-ft Grooved Transcend Tiki Torch
	1 x 6 x 20'	1286728	650301	1286734	650348	.94-in x 5.5-in x 20-ft Grooved Transcend Tiki Torch
Fascia	1 x 8 x 12'	1286041	640087	–	–	.56-in x 7.25-in x 12-ft Transcend Fascia Tiki Torch
	1 x 12 x 12'	1286042	640127	–	–	.56-in x 11.375-in x 12-ft Transcend Fascia Tiki Torch

2 SELECT A RAILING LOOK



TT-1



TT-2



TT-3



TT-1

Transcend Tropicals Decking: Tiki Torch**Transcend Railing:** Charcoal Black composite posts and rails with Tiki Torch cocktail rail and round aluminum balusters in Charcoal Black

	Railing Style Step	Lowe's SOS Item #	Lowe's Model ID #	Description	1 required per section (unless otherwise noted)
6-ft x 36-in Horizontal Rail	Step 1	1285741	890002	4.45-in x 4.45-in x 40-in Post Sleeve – Charcoal Black (Fits over a 4x4 pressure treated post)	
	Step 2B	1285744	890001	4.55-in x 4.55-in Post Sleeve Skirt – Charcoal Black	1 required per post
	Step 3A	1286018	809331	67.5-in Universal Top or Bottom Rail – Charcoal Black	
	Step 3A	Cocktail Rail Board	–	.94-in x 5.5-in x 12-ft Square Transcend Tiki Torch	Deck board used on top of universal rail
	Step 3B	1286018	809331	67.5-in Universal Top or Bottom Rail – Charcoal Black	
	Step 4	1286201	809346	30.25-in Round Aluminum Baluster Kit (20/box) – Charcoal Black	15 balusters required per section
	Step 5	1285962	809339	67.5-in Accessory Infill Kit for Round Aluminum Balusters – Horizontal – Charcoal Black	Includes assembly hardware
6-ft x 36-in Stair Rail	Step 1	1285871	441086	4.45-in x 4.45-in x 108-in Post Sleeve – Charcoal Black (Fits over a 4x4 pressure treated post)	1 required for every 2 posts
	Step 2B	1285744	890001	4.55-in x 4.55-in Post Sleeve Skirt – Charcoal Black	1 required per post
	Step 3A	1286018	809331	67.5-in Universal Top or Bottom Rail – Charcoal Black	
	Step 3A	Cocktail Rail Board	–	.94-in x 5.5-in x 12-ft Square Transcend Tiki Torch	Deck board used on top of universal rail
	Step 3B	1286018	809331	67.5-in Universal Top or Bottom Rail – Charcoal Black	
	Step 4	1286201	809346	30.25-in Round Aluminum Baluster Kit (20/box) – Charcoal Black	12 balusters required per section
	Step 5	1285963	809340	67.5-in Accessory Infill Kit for Round Aluminum Balusters – Stair – Charcoal Black	Includes assembly hardware
8-ft x 36-in Horizontal Rail	Step 1	1285741	890002	4.45-in x 4.45-in x 40-in Post Sleeve – Charcoal Black (Fits over a 4x4 pressure treated post)	
	Step 2B	1285744	890001	4.55-in x 4.55-in Post Sleeve Skirt – Charcoal Black	1 required per post
	Step 3A	1286025	809334	91.5-in Universal Top or Bottom Rail – Charcoal Black	
	Step 3A	Cocktail Rail Board	–	.94-in x 5.5-in x 16-ft Square Transcend Tiki Torch	Deck board used on top of universal rail
	Step 3B	1286025	809334	91.5-in Universal Top or Bottom Rail – Charcoal Black	
	Step 4	1286201	809346	30.25-in Round Aluminum Baluster Kit (20/box) – Charcoal Black	20 balusters required per section
	Step 5	1285960	809341	91.5-in Accessory Infill Kit for Round Aluminum Balusters – Horizontal – Charcoal Black	Includes assembly hardware
8-ft x 36-in Stair Rail	Step 1	1285871	441086	4.45-in x 4.45-in x 108-in Post Sleeve – Charcoal Black (Fits over a 4x4 pressure treated post)	1 required for every 2 posts
	Step 2B	1285744	890001	4.55-in x 4.55-in Post Sleeve Skirt – Charcoal Black	1 required per post
	Step 3A	1286025	809334	91.5-in Universal Top or Bottom Rail – Charcoal Black	
	Step 3A	Cocktail Rail Board	–	.94-in x 5.5-in x 16-ft Square Transcend Tiki Torch	Deck board used on top of universal rail
	Step 3B	1286025	809334	91.5-in Universal Top or Bottom Rail – Charcoal Black	
	Step 4	1286201	809346	30.25-in Round Aluminum Baluster Kit (20/box) – Charcoal Black	16 balusters required per section
	Step 5	1285961	809342	91.5-in Accessory Infill Kit for Round Aluminum Balusters – Stair – Charcoal Black	Includes assembly hardware



TT-2

Transcend Tropicals Decking: Tiki Torch
Transcend Railing: Classic White composite posts, rails and square balusters

	Railing Style Step	Lowe's SOS Item #	Lowe's Model ID #	Description	1 required per section (unless otherwise noted)
6-ft x 36-in Horizontal Rail	Step 1	1285719	024193	4.45-in x 4.45-in x 40-in Post Sleeve – Classic White (Fits over a 4x4 pressure treated post)	
	Step 2A	1285709	024292	4.55-in x 4.55-in Post Sleeve Flat Cap – Classic White	1 required per post
	Step 2B	1285707	024290	4.55-in x 4.55-in Post Sleeve Skirt – Classic White	1 required per post
	Steps 3, 4 & 5	1285605	032805	67.5-in x 36-in Transcend Rail kit w. Square Balusters – Horizontal – Classic White	
6-ft x 36-in Stair Rail	Step 1	1285876	441081	4.45-in x 4.45-in x 108-in Post Sleeve – Classic White (Fits over a 4x4 pressure treated post)	1 required for every 2 posts
	Step 2A	1285709	024292	4.55-in x 4.55-in Post Sleeve Flat Cap – Classic White	1 required per post
	Step 2B	1285707	024290	4.55-in x 4.55-in Post Sleeve Skirt – Classic White	1 required per post
	Steps 3, 4 & 5	1285607	032808	67.5-in x 36-in Transcend Rail kit w. Square Balusters – Stair – Classic White	
8-ft x 36-in Horizontal Rail	Step 1	1285719	024193	4.45-in x 4.45-in x 40-in Post Sleeve – Classic White (Fits over a 4x4 pressure treated post)	
	Step 2A	1285709	024292	4.55-in x 4.55-in Post Sleeve Flat Cap – Classic White	1 required per post
	Step 2B	1285707	024290	4.55-in x 4.55-in Post Sleeve Skirt – Classic White	1 required per post
	Steps 3, 4 & 5	1285606	032806	91.5-in x 36-in Transcend Rail kit w. Square Balusters – Horizontal – Classic White	
8-ft x 36-in Stair Rail	Step 1	1285876	441081	4.45-in x 4.45-in x 108-in Post Sleeve – Classic White (Fits over a 4x4 pressure treated post)	1 required for every 2 posts
	Step 2A	1285709	024292	4.55-in x 4.55-in Post Sleeve Flat Cap – Classic White	1 required per post
	Step 2B	1285707	024290	4.55-in x 4.55-in Post Sleeve Skirt – Classic White	1 required per post
	Steps 3, 4 & 5	1285608	032809	91.5-in x 36-in Transcend Rail kit w. Square Balusters – Stair – Classic White	
Accessories for 42-in Rail Height	Step 1	1285876	441081	4.45-in x 4.45-in x 108-in Post Sleeve – Classic White (Fits over a 4x4 pressure treated post)	Substitute item for 42-in Rail Height Horizontal and Stair installations; 1 required for every 2 posts
	Steps 3, 4 & 5 6-ft	1305050	WT0642HRK	67.5-in x 42-in Transcend Rail kit w. Square Balusters – Horizontal – Classic White	Substitute item for 42-in Rail Height Horizontal installations
	Steps 3, 4 & 5 8-ft	1305049	WT0842HRK	91.5-in x 42-in Transcend Rail kit w. Square Balusters – Horizontal – Classic White	Substitute item for 42-in Rail Height Horizontal installations
	Steps 3, 4 & 5 8-ft	1305048	WT0842SRK	91.5-in x 42-in Transcend Rail kit w. Square Balusters – Stair – Classic White	Substitute item for 42-in Rail Height Stair installations
Accessories	Accessory	1286043	808343	Mounting Hardware for Cut Rails – Horizontal – Classic White	Additional hardware for cut railing sections
	Accessory	1286050	808344	Mounting Hardware for Cut Rails – Stair – Classic White	Additional hardware for cut railing sections
	Accessory	1286151	840189	22.5 Degree Gasket Pack – Classic White	Gaskets for 22.5 degree angles
	Accessory	1285725	034488	45 Degree Birdsmouth Gasket Pack (4x4 Post Sleeve) – Classic White	Gaskets and hardware for 45 degree angles



TT-3

Transcend Tropicals Decking: Tiki Torch
Signature Railing: Classic White composite posts with Bronze aluminum rails and square balusters

	Railing Style Step	Lowe's SOS Item #	Lowe's Model ID #	Description	1 required per section (unless otherwise noted)
6-ft x 36-in Horizontal Rail	Step 1	1285719	024193	4.45-in x 4.45-in x 40-in Post Sleeve – Classic White (Fits over a 4x4 pressure treated post)	
	Step 2A	1285709	024292	4.55-in x 4.55-in Post Sleeve Flat Cap – Classic White	1 required per post
	Step 2B	1285707	024290	4.55-in x 4.55-in Post Sleeve Skirt – Classic White	1 required per post
	Steps 3, 4 & 5	1286097	780312	72-in x 36-in Signature Rail Kit w. Square Balusters – Horizontal – Bronze	
6-ft x 36-in Stair Rail	Step 1	1285876	441081	4.45-in x 4.45-in x 108-in Post Sleeve – Classic White (Fits over a 4x4 pressure treated post)	1 required for every 2 posts
	Step 2A	1285709	024292	4.55-in x 4.55-in Post Sleeve Flat Cap – Classic White	1 required per post
	Step 2B	1285707	024290	4.55-in x 4.55-in Post Sleeve Skirt – Classic White	1 required per post
	Steps 3, 4 & 5	1286098	780313	72-in x 36-in Signature Rail Kit w. Square Balusters – Stair – Bronze	
8-ft x 36-in Horizontal Rail	Step 1	1285719	024193	4.45-in x 4.45-in x 40-in Post Sleeve – Classic White (Fits over a 4x4 pressure treated post)	
	Step 2A	1285709	024292	4.55-in x 4.55-in Post Sleeve Flat Cap – Classic White	1 required per post
	Step 2B	1285707	024290	4.55-in x 4.55-in Post Sleeve Skirt – Classic White	1 required per post
	Steps 3, 4 & 5	1286099	780314	96-in x 36-in Signature Rail Kit w. Square Balusters – Horizontal – Bronze	
8-ft x 36-in Stair Rail	Step 1	1285876	441081	4.45-in x 4.45-in x 108-in Post Sleeve – Classic White (Fits over a 4x4 pressure treated post)	1 required for every 2 posts
	Step 2A	1285709	024292	4.55-in x 4.55-in Post Sleeve Flat Cap – Classic White	1 required per post
	Step 2B	1285707	024290	4.55-in x 4.55-in Post Sleeve Skirt – Classic White	1 required per post
	Steps 3, 4 & 5	1286100	780315	96-in x 36-in Signature Rail Kit w. Square Balusters – Stair – Bronze	
Accessories for 42-in Rail Height	Step 1	1285876	441081	4.45-in x 4.45-in x 108-in Post Sleeve – Classic White (Fits over a 4x4 pressure treated post)	Substitute item for 42-in Rail Height Horizontal and Stair installations; 1 required for every 2 posts
	Steps 3, 4 & 5 6-ft	1286105	780316	72-in x 42-in Signature Rail Kit w. Square Balusters – Horizontal – Bronze	Substitute item for 42-in Rail Height Horizontal installations
	Steps 3, 4 & 5 6-ft	1286106	780317	72-in x 42-in Signature Rail Kit w. Square Balusters – Stair – Bronze	Substitute item for 42-in Rail Height Stair installations
	Steps 3, 4 & 5 8-ft	1286117	780318	96-in x 42-in Signature Rail Kit w. Square Balusters – Horizontal – Bronze	Substitute item for 42-in Rail Height Horizontal installations
	Steps 3, 4 & 5 8-ft	1286108	780319	96-in x 42-in Signature Rail Kit w. Square Balusters – Stair – Bronze	Substitute item for 42-in Rail Height Stair installations
Accessories	Accessory	5336235	BZFHBKTALPNL	Signature Tabless Fixed Bracket – Horizontal (4/pack) – Bronze	Additional hardware for cut railing sections
	Accessory	1286138	780329	Signature Cut Kit – Fixed Bracket – Stair (4/pack) – Bronze	Additional hardware for cut railing sections
	Accessory	1286137	780330	Signature Swivel Bracket – Horizontal (2/pack) – Bronze	Additional hardware for cut angled railing sections
	Accessory	1305100	780131	Signature Swivel Bracket – Stair (2/pack) – Bronze	Additional hardware for cut angled railing sections
	Accessory	1286139	780332	Signature Compound Swivel Bracket (2/pack – Top & Bottom) – Bronze	

HAVANA GOLD

Trex Transcend® Tropicals



1 CHOOSE A BOARD PROFILE




Grooved edge



For use with our **hidden fasteners** to create a smooth, screw-free deck surface. See page 115.

RECOMMENDED




Square edge

Best for borders, stair risers and cocktail rail applications.

HAVANA GOLD DECK BOARD PROFILES

	Dimensions	Lowe's SOS Item# (by the piece)	Lowe's SOS Model ID# (by the piece)	Lowe's SOS Item# (by the bundle: 48/Bundle)	Lowe's SOS Model ID# (by the bundle: 48/Bundle)	Description
1-in x 6-in Decking, Square Edge	1 x 6 x 12'	1286877	HG010612TS01	1286876	HG010612TS48	.94-in x 5.5-in x 12-ft Square Transcend Havana Gold
	1 x 6 x 16'	1286879	HG010616TS01	1286878	HG010616TS48	.94-in x 5.5-in x 16-ft Square Transcend Havana Gold
	1 x 6 x 20'	1286881	HG010620TS01	1286880	HG010620TS48	.94-in x 5.5-in x 20-ft Square Transcend Havana Gold
1-in x 6-in Decking, Grooved Edge	1 x 6 x 12'	1286871	HG010612TG01	1286870	HG010612TG48	.94-in x 5.5-in x 12-ft Grooved Transcend Havana Gold
	1 x 6 x 16'	1286873	HG010616TG01	1286872	HG010616TG48	.94-in x 5.5-in x 16-ft Grooved Transcend Havana Gold
	1 x 6 x 20'	1286875	HG010620TG01	1286874	HG010620TG48	.94-in x 5.5-in x 20-ft Grooved Transcend Havana Gold
Fascia	1 x 8 x 12'	1286273	HG010812TS01	–	–	.56-in x 7.25-in x 12-ft Transcend Fascia Havana Gold
	1 x 12 x 12'	1286274	HG011212TS01	–	–	.56-in x 11.375-in x 12-ft Transcend Fascia Havana Gold

2 SELECT A RAILING LOOK



HG-1



HG-2



HG-3



HG-1

Transcend Tropicals Decking: Havana Gold

Transcend Railing: Charcoal Black composite posts, rails and square balusters with Havana Gold cocktail rail

	Railing Style Step	Lowe's SOS Item #	Lowe's Model ID #	Description	1 required per section (unless otherwise noted)
6-ft x 36-in Horizontal Rail	Step 1	1285741	890002	4.45-in x 4.45-in x 40-in Post Sleeve – Charcoal Black (Fits over a 4x4 pressure treated post)	
	Step 2B	1285744	890001	4.55-in x 4.55-in Post Sleeve Skirt – Charcoal Black	1 required per post
	Step 3A	1286018	809331	67.5-in Universal Top or Bottom Rail – Charcoal Black	
	Step 3A	Cocktail Rail Board	–	.94-in x 5.5-in x 12-ft Square Transcend Havana Gold	Deck board used on top of universal rail
	Step 3B	1286018	809331	67.5-in Universal Top or Bottom Rail – Charcoal Black	
	Step 4	1285747	890004	30.375-in Square Baluster Kit (16/box) – Charcoal Black	13 balusters required per section
	Step 5	1285958	809335	67.5-in Accessory Infill Kit for Square Balusters – Horizontal – Charcoal Black	Includes assembly hardware
6-ft x 36-in Stair Rail	Step 1	1285871	441086	4.45-in x 4.45-in x 108-in Post Sleeve – Charcoal Black (Fits over a 4x4 pressure treated post)	1 required for every 2 posts
	Step 2B	1285744	890001	4.55-in x 4.55-in Post Sleeve Skirt – Charcoal Black	1 required per post
	Step 3A	1286018	809331	67.5-in Universal Top or Bottom Rail – Charcoal Black	
	Step 3A	Cocktail Rail Board	–	.94-in x 5.5-in x 12-ft Square Transcend Havana Gold	Deck board used on top of universal rail
	Step 3B	1286018	809331	67.5-in Universal Top or Bottom Rail – Charcoal Black	
	Step 4	1285747	890004	30.375-in Square Baluster Kit (16/box) – Charcoal Black	11 balusters required per section
	Step 5	1285959	809336	67.5-in Accessory Infill Kit for Square Balusters – Stair – Charcoal Black	Includes assembly hardware
8-ft x 36-in Horizontal Rail	Step 1	1285741	890002	4.45-in x 4.45-in x 40-in Post Sleeve – Charcoal Black (Fits over a 4x4 pressure treated post)	
	Step 2B	1285744	890001	4.55-in x 4.55-in Post Sleeve Skirt – Charcoal Black	1 required per post
	Step 3A	1286025	809334	91.5-in Universal Top or Bottom Rail – Charcoal Black	
	Step 3A	Cocktail Rail Board	–	.94-in x 5.5-in x 16-ft Square Transcend Havana Gold	Deck board used on top of universal rail
	Step 3B	1286025	809334	91.5-in Universal Top or Bottom Rail – Charcoal Black	
	Step 4	1285747	890004	30.375-in Square Baluster Kit (16/box) – Charcoal Black	18 balusters required per section
	Step 5	1285956	809337	91.5-in Accessory Infill Kit for Square Balusters – Horizontal – Charcoal Black	Includes assembly hardware
8-ft x 36-in Stair Rail	Step 1	1285871	441086	4.45-in x 4.45-in x 108-in Post Sleeve – Charcoal Black (Fits over a 4x4 pressure treated post)	1 required for every 2 posts
	Step 2B	1285744	890001	4.55-in x 4.55-in Post Sleeve Skirt – Charcoal Black	1 required per post
	Step 3A	1286025	809334	91.5-in Universal Top or Bottom Rail – Charcoal Black	
	Step 3A	Cocktail Rail Board	–	.94-in x 5.5-in x 16-ft Square Transcend Havana Gold	Deck board used on top of universal rail
	Step 3B	1286025	809334	91.5-in Universal Top or Bottom Rail – Charcoal Black	
	Step 4	1285747	890004	30.375-in Square Baluster Kit (16/box) – Charcoal Black	15 balusters required per section
	Step 5	1285957	809338	91.5-in Accessory Infill Kit for Square Balusters – Stair – Charcoal Black	Includes assembly hardware
Accessories for 42-in Rail Height	Step 1	1285871	441086	4.45-in x 4.45-in x 108-in Post Sleeve – Charcoal Black (Fits over a 4x4 pressure treated post)	Substitute item for 42-in Rail Height Horizontal and Stair installations; 1 required for every 2 posts
	Step 4	1285746	890364	36.375-in Square Baluster Kit (16/box) – Charcoal Black (108-in Post Sleeve required for assembly)	Substitute item for 42-in Rail Height Horizontal and Stair installations
Accessories	Accessory	1286049	809343	Mounting Hardware for Cut Rails – Horizontal – Charcoal Black	Additional hardware for cut railing sections
	Accessory	1286056	809344	Mounting Hardware for Cut Rails – Stair – Charcoal Black	Additional hardware for cut railing sections
	Accessory	1286150	890189	22.5 Degree Gasket Pack – Charcoal Black	Gaskets for 22.5 degree angles
	Accessory	1285763	890089	45 Degree Birdsmouth Gasket Pack (4x4 Post Sleeve) – Charcoal Black	Gaskets and hardware for 45 degree angles



HG-2

Transcend Tropicals Decking: Havana Gold
Signature Railing: Charcoal Black composite posts with Charcoal Black aluminum rails and square balusters

	Railing Style Step	Lowe's SOS Item #	Lowe's Model ID #	Description	1 required per section (unless otherwise noted)
6-ft x 36-in Horizontal Rail	Step 1	1285741	890002	4.45-in x 4.45-in x 40-in Post Sleeve – Charcoal Black (Fits over a 4x4 pressure treated post)	
	Step 2A	1285745	890005	4.55-in x 4.55-in Post Sleeve Flat Cap – Charcoal Black	1 required per post
	Step 2B	1285744	890001	4.55-in x 4.55-in Post Sleeve Skirt – Charcoal Black	1 required per post
	Steps 3, 4 & 5	1286065	780112	72-in x 36-in Signature Rail Kit w. Square Balusters – Horizontal – Charcoal Black	
6-ft x 36-in Stair Rail	Step 1	1285871	441086	4.45-in x 4.45-in x 108-in Post Sleeve – Charcoal Black (Fits over a 4x4 pressure treated post)	1 required for every 2 posts
	Step 2A	1285745	890005	4.55-in x 4.55-in Post Sleeve Flat Cap – Charcoal Black	1 required per post
	Step 2B	1285744	890001	4.55-in x 4.55-in Post Sleeve Skirt – Charcoal Black	1 required per post
	Steps 3, 4 & 5	1286066	780113	72-in x 36-in Signature Rail Kit w. Square Balusters – Stair – Charcoal Black	
8-ft x 36-in Horizontal Rail	Step 1	1285741	890002	4.45-in x 4.45-in x 40-in Post Sleeve – Charcoal Black (Fits over a 4x4 pressure treated post)	1 required for every 2 posts
	Step 2A	1285745	890005	4.55-in x 4.55-in Post Sleeve Flat Cap – Charcoal Black	1 required per post
	Step 2B	1285744	890001	4.55-in x 4.55-in Post Sleeve Skirt – Charcoal Black	1 required per post
	Steps 3, 4 & 5	1286067	780114	96-in x 36-in Signature Rail Kit w. Square Balusters – Horizontal – Charcoal Black	
8-ft x 36-in Stair Rail	Step 1	1285871	441086	4.45-in x 4.45-in x 108-in Post Sleeve – Charcoal Black (Fits over a 4x4 pressure treated post)	1 required for every 2 posts
	Step 2A	1285745	890005	4.55-in x 4.55-in Post Sleeve Flat Cap – Charcoal Black	1 required per post
	Step 2B	1285744	890001	4.55-in x 4.55-in Post Sleeve Skirt – Charcoal Black	1 required per post
	Steps 3, 4 & 5	1286068	780115	96-in x 36-in Signature Rail Kit w. Square Balusters – Stair – Charcoal Black	
Accessories for 42-in Rail Height	Step 1	1285871	441086	4.45-in x 4.45-in x 108-in Post Sleeve – Charcoal Black (Fits over a 4x4 pressure treated post)	Substitute item for 42-in Rail Height Horizontal and Stair installations; 1 required for every 2 posts
	Steps 3, 4 & 5 6-ft	1286073	780116	72-in x 42-in Signature Rail Kit w. Square Balusters – Horizontal – Charcoal Black	Substitute item for 42-in Rail Height Horizontal installations
	Steps 3, 4 & 5 6-ft	1286074	780117	72-in x 42-in Signature Rail Kit w. Square Balusters – Stair – Charcoal Black	Substitute item for 42-in Rail Height Stair installations
	Steps 3, 4 & 5 8-ft	1286075	780118	96-in x 42-in Signature Rail Kit w. Square Balusters – Horizontal – Charcoal Black	Substitute item for 42-in Rail Height Horizontal installations
	Steps 3, 4 & 5 8-ft	1286076	780119	96-in x 42-in Signature Rail Kit w. Square Balusters – Stair – Charcoal Black	Substitute item for 42-in Rail Height Stair installations
Accessories	Accessory	1286119	780129	Signature Cut Kit – Fixed Bracket – Stair (4/pack) – Charcoal Black	Additional hardware for cut railing sections
	Accessory	1286118	780130	Signature Swivel Bracket – Horizontal (2/pack) – Charcoal Black	Additional hardware for cut angled railing sections
	Accessory	1305100	780131	Signature Swivel Bracket – Stair (2/pack) – Charcoal Black	Additional hardware for cut angled railing sections
	Accessory	1286120	780132	Signature Compound Swivel Bracket (2/pack – Top & Bottom) – Charcoal Black	



HG-3

Transcend Tropicals Decking: Havana Gold

Transcend Railing: Classic White composite posts and Vintage Lantern rails with round aluminum balusters in Charcoal Black

	Railing Style Step	Lowe's SOS Item #	Lowe's Model ID #	Description	1 required per section (unless otherwise noted)
6-ft x 36-in Horizontal Rail	Step 1	1285719	024193	4.45-in x 4.45-in x 40-in Post Sleeve – Classic White (Fits over a 4x4 pressure treated post)	
	Step 2A	1285709	024292	4.55-in x 4.55-in Post Sleeve Flat Cap – Classic White	1 required per post
	Step 2B	1285707	024290	4.55-in x 4.55-in Post Sleeve Skirt – Classic White	1 required per post
	Step 3A	1286009	820330	67.5-in Crown Top Rail – Vintage Lantern	
	Step 3B	1286023	820331	67.5-in Universal Top or Bottom Rail – Vintage Lantern	
	Step 4	1286201	809346	30.25-in Round Aluminum Baluster Kit (20/box) – Charcoal Black	15 balusters required per section
	Step 5	1285994	820339	67.5-in Accessory Infill Kit for Round Balusters – Horizontal – Vintage Lantern	
6-ft x 36-in Stair Rail	Step 1	1285876	441081	4.45-in x 4.45-in x 108-in Post Sleeve – Classic White (Fits over a 4x4 pressure treated post)	1 required for every 2 posts
	Step 2A	1285709	024292	4.55-in x 4.55-in Post Sleeve Flat Cap – Classic White	1 required per post
	Step 2B	1285707	024290	4.55-in x 4.55-in Post Sleeve Skirt – Classic White	1 required per post
	Step 3A	1286009	820330	67.5-in Crown Top Rail – Vintage Lantern	
	Step 3B	1286023	820331	67.5-in Universal Top or Bottom Rail – Vintage Lantern	
	Step 4	1286201	809346	30.25-in Round Aluminum Baluster Kit (20/box) – Charcoal Black	12 balusters required per section
	Step 5	1285995	820340	67.5-in Accessory Infill Kit for Round Balusters – Stair – Vintage Lantern	
8-ft x 36-in Horizontal Rail	Step 1	1285719	024193	4.45-in x 4.45-in x 40-in Post Sleeve – Classic White (Fits over a 4x4 pressure treated post)	
	Step 2A	1285709	024292	4.55-in x 4.55-in Post Sleeve Flat Cap – Classic White	1 required per post
	Step 2B	1285707	024290	4.55-in x 4.55-in Post Sleeve Skirt – Classic White	1 required per post
	Step 3A	1286016	820333	91.5-in Crown Top Rail – Vintage Lantern	
	Step 3B	1286030	820334	91.5-in Universal Top or Bottom Rail – Vintage Lantern	
	Step 4	1286201	809346	30.25-in Round Aluminum Baluster Kit (20/box) – Charcoal Black	20 balusters required per section
	Step 5	1285992	820341	91.5-in Accessory Infill Kit for Round Balusters – Horizontal – Vintage Lantern	
8-ft x 36-in Stair Rail	Step 1	1285876	441081	4.45-in x 4.45-in x 108-in Post Sleeve – Classic White (Fits over a 4x4 pressure treated post)	1 required for every 2 posts
	Step 2A	1285709	024292	4.55-in x 4.55-in Post Sleeve Flat Cap – Classic White	1 required per post
	Step 2B	1285707	024290	4.55-in x 4.55-in Post Sleeve Skirt – Classic White	1 required per post
	Step 3A	1286016	820333	91.5-in Crown Top Rail – Vintage Lantern	
	Step 3B	1286030	820334	91.5-in Universal Top or Bottom Rail – Vintage Lantern	
	Step 4	1286201	809346	30.25-in Round Aluminum Baluster Kit (20/box) – Charcoal Black	16 balusters required per section
	Step 5	1285993	820342	91.5-in Accessory Infill Kit for Round Balusters – Stair – Vintage Lantern	
Accessories for 42-in Rail Height	Step 1	1285876	441081	4.45-in x 4.45-in x 108-in Post Sleeve – Classic White (Fits over a 4x4 pressure treated post)	Substitute item for 42-in Rail Height Horizontal and Stair installations; 1 required for every 2 posts
	Step 4	1286207	809347	36.25-in Round Aluminum Baluster Kit (20/box) – Charcoal Black	Substitute item for 42-in Rail Height Horizontal and Stair installations
Accessories	Accessory	1286045	820343	Mounting Hardware for Cut Rails – Horizontal – Vintage Lantern	Additional hardware for cut railing sections
	Accessory	1286052	820344	Mounting Hardware for Cut Rails – Stair – Vintage Lantern	Additional hardware for cut railing sections
	Accessory	1286155	820189	22.5 Degree Gasket Pack – Vintage Lantern	Gaskets for 22.5 degree angles
	Accessory	1285840	820089	45 Degree Birdsmouth Gasket Pack (4x4 Post Sleeve) – Vintage Lantern	Gaskets and hardware for 45 degree angles

SPICED RUM

Trex Transcend® Tropicals



1 CHOOSE A BOARD PROFILE




Grooved edge

For use with our **hidden fasteners** to create a smooth, screw-free deck surface. See page 115.



RECOMMENDED



Square edge

Best for borders, stair risers and cocktail rail applications.

SPICED RUM DECK BOARD PROFILES

	Dimensions	Lowe's SOS Item# (by the piece)	Lowe's SOS Model ID# (by the piece)	Lowe's SOS Item# (by the bundle: 48/Bundle)	Lowe's SOS Model ID# (by the bundle: 48/ Bundle)	Description
1-in x 6-in Decking, Square Edge	1 x 6 x 12'	1286616	580101	1286615	580148	.94-in x 5.5-in x 12-ft Square Transcend Spiced Rum
	1 x 6 x 16'	1286620	580201	1286619	580248	.94-in x 5.5-in x 16-ft Square Transcend Spiced Rum
	1 x 6 x 20'	1286624	580301	1286623	580348	.94-in x 5.5-in x 20-ft Square Transcend Spiced Rum
1-in x 6-in Decking, Grooved Edge	1 x 6 x 12'	1286628	600101	1286627	600148	.94-in x 5.5-in x 12-ft Grooved Transcend Spiced Rum
	1 x 6 x 16'	1286632	600201	1286631	600248	.94-in x 5.5-in x 16-ft Grooved Transcend Spiced Rum
	1 x 6 x 20'	1286636	600301	1286635	600348	.94-in x 5.5-in x 20-ft Grooved Transcend Spiced Rum
Fascia	1 x 8 x 12'	1285885	880087	–	–	.56-in x 7.25-in x 12-ft Transcend Fascia Spiced Rum
	1 x 12 x 12'	1285887	881087	–	–	.56-in x 11.375-in x 12-ft Transcend Fascia Spiced Rum

2 SELECT A RAILING LOOK



SR-1



SR-2



SR-3



SR-1

Transcend Tropicals Decking: Spiced Rum

Transcend Railing: Classic White composite posts, rails and square balusters with Spiced Rum cocktail rail

	Railing Style Step	Lowe's SOS Item #	Lowe's Model ID #	Description	1 required per section (unless otherwise noted)
6-ft x 36-in Horizontal Rail	Step 1	1285719	024193	4.45-in x 4.45-in x 40-in Post Sleeve – Classic White (Fits over a 4x4 pressure treated post)	
	Step 2B	1285707	024290	4.55-in x 4.55-in Post Sleeve Skirt – Classic White	1 required per post
	Step 3A	1286019	808331	67.5-in Universal Top or Bottom Rail – Classic White	
	Step 3A	Cocktail Rail Board	–	.94-in x 5.5-in x 12-ft Square Transcend Spiced Rum	Deck board used on top of universal rail
	Step 3B	1286019	808331	67.5-in Universal Top or Bottom Rail – Classic White	
	Step 4	1285724	034484	30.375-in Square Baluster Kit (16/box) – Classic White	13 balusters required per section
	Step 5	1285950	808335	67.5-in Accessory Infill Kit for Square Balusters – Horizontal – Classic White	Includes assembly hardware
6-ft x 36-in Stair Rail	Step 1	1285876	441081	4.45-in x 4.45-in x 108-in Post Sleeve – Classic White (Fits over a 4x4 pressure treated post)	1 required for every 2 posts
	Step 2B	1285707	024290	4.55-in x 4.55-in Post Sleeve Skirt – Classic White	1 required per post
	Step 3A	1286019	808331	67.5-in Universal Top or Bottom Rail – Classic White	
	Step 3A	Cocktail Rail Board	–	.94-in x 5.5-in x 12-ft Square Transcend Spiced Rum	Deck board used on top of universal rail
	Step 3B	1286019	808331	67.5-in Universal Top or Bottom Rail – Classic White	
	Step 4	1285724	034484	30.375-in Square Baluster Kit (16/box) – Classic White	11 balusters required per section
	Step 5	1285951	808336	67.5-in Accessory Infill Kit for Square Balusters – Stair – Classic White	Includes assembly hardware
8-ft x 36-in Horizontal Rail	Step 1	1285719	024193	4.45-in x 4.45-in x 40-in Post Sleeve – Classic White (Fits over a 4x4 pressure treated post)	
	Step 2B	1285707	024290	4.55-in x 4.55-in Post Sleeve Skirt – Classic White	1 required per post
	Step 3A	1286026	808334	91.5-in Universal Top or Bottom Rail – Classic White	
	Step 3A	Cocktail Rail Board	–	.94-in x 5.5-in x 16-ft Square Transcend Spiced Rum	Deck board used on top of universal rail
	Step 3B	1286026	808334	91.5-in Universal Top or Bottom Rail – Classic White	
	Step 4	1285724	034484	30.375-in Square Baluster Kit (16/box) – Classic White	18 balusters required per section
	Step 5	1285948	808337	91.5-in Accessory Infill Kit for Square Balusters – Horizontal – Classic White	Includes assembly hardware
8-ft x 36-in Stair Rail	Step 1	1285876	441081	4.45-in x 4.45-in x 108-in Post Sleeve – Classic White (Fits over a 4x4 pressure treated post)	1 required for every 2 posts
	Step 2B	1285707	024290	4.55-in x 4.55-in Post Sleeve Skirt – Classic White	1 required per post
	Step 3A	1286026	808334	91.5-in Universal Top or Bottom Rail – Classic White	
	Step 3A	Cocktail Rail Board	–	.94-in x 5.5-in x 16-ft Square Transcend Spiced Rum	Deck board used on top of universal rail
	Step 3B	1286026	808334	91.5-in Universal Top or Bottom Rail – Classic White	
	Step 4	1285724	034484	30.375-in Square Baluster Kit (16/box) – Classic White	15 balusters required per section
	Step 5	1285949	808338	91.5-in Accessory Infill Kit for Square Balusters – Stair – Classic White	Includes assembly hardware
Accessories for 42-in Rail Height	Step 1	1285876	441081	4.45-in x 4.45-in x 108-in Post Sleeve – Classic White (Fits over a 4x4 pressure treated post)	Substitute item for 42-in Rail Height Horizontal and Stair installations; 1 required for every 2 posts
	Step 4	1285713	034439	36.375-in Square Baluster Kit (16/box) – Classic White (108-in Post Sleeve required for assembly)	Substitute item for 42-in Rail Height Horizontal and Stair installations



SR-2

Transcend Tropicals Decking: Spiced Rum

Signature Railing: Vintage Lantern composite posts with Charcoal Black aluminum rails and square balusters

	Railing Style Step	Lowe's SOS Item #	Lowe's Model ID #	Description	1 required per section (unless otherwise noted)
6-ft x 36-in Horizontal Rail	Step 1	1285828	820002	4.45-in x 4.45-in x 40-in Post Sleeve – Vintage Lantern (Fits over a 4x4 pressure treated post)	
	Step 2A	1285776	820005	4.55-in x 4.55-in Post Sleeve Flat Cap – Vintage Lantern	1 required per post
	Step 2B	1285784	820001	4.55-in x 4.55-in Post Sleeve Skirt – Vintage Lantern	1 required per post
	Steps 3, 4 & 5	1286065	780112	72-in x 36-in Signature Rail Kit w. Square Balusters – Horizontal – Charcoal Black	
6-ft x 36-in Stair Rail	Step 1	1285872	441084	4.45-in x 4.45-in x 108-in Post Sleeve – Vintage Lantern (Fits over a 4x4 pressure treated post)	1 required for every 2 posts
	Step 2A	1285776	820005	4.55-in x 4.55-in Post Sleeve Flat Cap – Vintage Lantern	1 required per post
	Step 2B	1285784	820001	4.55-in x 4.55-in Post Sleeve Skirt – Vintage Lantern	1 required per post
	Steps 3, 4 & 5	1286066	780113	72-in x 36-in Signature Rail Kit w. Square Balusters – Stair – Charcoal Black	
8-ft x 36-in Horizontal Rail	Step 1	1285828	820002	4.45-in x 4.45-in x 40-in Post Sleeve – Vintage Lantern (Fits over a 4x4 pressure treated post)	
	Step 2A	1285776	820005	4.55-in x 4.55-in Post Sleeve Flat Cap – Vintage Lantern	1 required per post
	Step 2B	1285784	820001	4.55-in x 4.55-in Post Sleeve Skirt – Vintage Lantern	1 required per post
	Steps 3, 4 & 5	1286067	780114	96-in x 36-in Signature Rail Kit w. Square Balusters – Horizontal – Charcoal Black	
8-ft x 36-in Stair Rail	Step 1	1285872	441084	4.45-in x 4.45-in x 108-in Post Sleeve – Vintage Lantern (Fits over a 4x4 pressure treated post)	1 required for every 2 posts
	Step 2A	1285776	820005	4.55-in x 4.55-in Post Sleeve Flat Cap – Vintage Lantern	1 required per post
	Step 2B	1285784	820001	4.55-in x 4.55-in Post Sleeve Skirt – Vintage Lantern	1 required per post
	Steps 3, 4 & 5	1286068	780115	96-in x 36-in Signature Rail Kit w. Square Balusters – Stair – Charcoal Black	
Accessories for 42-in Rail Height	Step 1	1285872	441084	4.45-in x 4.45-in x 108-in Post Sleeve – Vintage Lantern (Fits over a 4x4 pressure treated post)	Substitute item for 42-in Rail Height Horizontal and Stair installations; 1 required for every 2 posts
	Steps 3, 4 & 5 6-ft	1286073	780116	72-in x 42-in Signature Rail Kit w. Square Balusters – Horizontal – Charcoal Black	Substitute item for 42-in Rail Height Horizontal installations
	Steps 3, 4 & 5 6-ft	1286074	780117	72-in x 42-in Signature Rail Kit w. Square Balusters – Stair – Charcoal Black	Substitute item for 42-in Rail Height Stair installations
	Steps 3, 4 & 5 8-ft	1286075	780118	96-in x 42-in Signature Rail Kit w. Square Balusters – Horizontal – Charcoal Black	Substitute item for 42-in Rail Height Horizontal installations
	Steps 3, 4 & 5 8-ft	1286076	780119	96-in x 42-in Signature Rail Kit w. Square Balusters – Stair – Charcoal Black	Substitute item for 42-in Rail Height Stair installations
Accessories	Accessory	5336236	BKFHBKTALPNL	Signature Tabless Fixed Bracket – Horizontal (4/pack) – Charcoal Black	Additional hardware for cut railing sections
	Accessory	1286119	780129	Signature Cut Kit – Fixed Bracket – Stair (4/pack) – Charcoal Black	Additional hardware for cut railing sections
	Accessory	1286118	780130	Signature Swivel Bracket – Horizontal (2/pack) – Charcoal Black	Additional hardware for cut angled railing sections
	Accessory	1305100	780131	Signature Swivel Bracket – Stair (2/pack) – Charcoal Black	Additional hardware for cut angled railing sections
	Accessory	1286120	780132	Signature Compound Swivel Bracket (2/pack – Top & Bottom) – Charcoal Black	



SR-3


Transcend Tropicals Decking: Spiced Rum

Transcend Railing: Classic White composite posts and Vintage Lantern rails with round aluminum balusters in Charcoal Black

	Railing Style Step	Lowe's SOS Item #	Lowe's Model ID #	Description	1 required per section (unless otherwise noted)
6-ft x 36-in Horizontal Rail	Step 1	1285719	024193	4.45-in x 4.45-in x 40-in Post Sleeve – Classic White (Fits over a 4x4 pressure treated post)	
	Step 2A	1285709	024292	4.55-in x 4.55-in Post Sleeve Flat Cap – Classic White	1 required per post
	Step 2B	1285707	024290	4.55-in x 4.55-in Post Sleeve Skirt – Classic White	1 required per post
	Step 3A	1286009	820330	67.5-in Crown Top Rail – Vintage Lantern	
	Step 3B	1286023	820331	67.5-in Universal Top or Bottom Rail – Vintage Lantern	
	Step 4	1286201	809346	30.25-in Round Aluminum Baluster Kit (20/box) – Charcoal Black	15 balusters required per section
	Step 5	1285994	820339	67.5-in Accessory Infill Kit for Round Balusters – Horizontal – Vintage Lantern	
6-ft x 36-in Stair Rail	Step 1	1285876	441081	4.45-in x 4.45-in x 108-in Post Sleeve – Classic White (Fits over a 4x4 pressure treated post)	1 required for every 2 posts
	Step 2A	1285709	024292	4.55-in x 4.55-in Post Sleeve Flat Cap – Classic White	1 required per post
	Step 2B	1285707	024290	4.55-in x 4.55-in Post Sleeve Skirt – Classic White	1 required per post
	Step 3A	1286009	820330	67.5-in Crown Top Rail – Vintage Lantern	
	Step 3B	1286023	820331	67.5-in Universal Top or Bottom Rail – Vintage Lantern	
	Step 4	1286201	809346	30.25-in Round Aluminum Baluster Kit (20/box) – Charcoal Black	12 balusters required per section
	Step 5	1285995	820340	67.5-in Accessory Infill Kit for Round Balusters – Stair – Vintage Lantern	
8-ft x 36-in Horizontal Rail	Step 1	1285719	024193	4.45-in x 4.45-in x 40-in Post Sleeve – Classic White (Fits over a 4x4 pressure treated post)	
	Step 2A	1285709	024292	4.55-in x 4.55-in Post Sleeve Flat Cap – Classic White	1 required per post
	Step 2B	1285707	024290	4.55-in x 4.55-in Post Sleeve Skirt – Classic White	1 required per post
	Step 3A	1286016	820333	91.5-in Crown Top Rail – Vintage Lantern	
	Step 3B	1286030	820334	91.5-in Universal Top or Bottom Rail – Vintage Lantern	
	Step 4	1286201	809346	30.25-in Round Aluminum Baluster Kit (20/box) – Charcoal Black	20 balusters required per section
	Step 5	1285992	820341	91.5-in Accessory Infill Kit for Round Balusters – Horizontal – Vintage Lantern	
8-ft x 36-in Stair Rail	Step 1	1285876	441081	4.45-in x 4.45-in x 108-in Post Sleeve – Classic White (Fits over a 4x4 pressure treated post)	1 required for every 2 posts
	Step 2A	1285709	024292	4.55-in x 4.55-in Post Sleeve Flat Cap – Classic White	1 required per post
	Step 2B	1285707	024290	4.55-in x 4.55-in Post Sleeve Skirt – Classic White	1 required per post
	Step 3A	1286016	820333	91.5-in Crown Top Rail – Vintage Lantern	
	Step 3B	1286030	820334	91.5-in Universal Top or Bottom Rail – Vintage Lantern	
	Step 4	1286201	809346	30.25-in Round Aluminum Baluster Kit (20/box) – Charcoal Black	16 balusters required per section
	Step 5	1285993	820342	91.5-in Accessory Infill Kit for Round Balusters – Stair – Vintage Lantern	
Accessories for 42-in Rail Height	Step 1	1285876	441081	4.45-in x 4.45-in x 108-in Post Sleeve – Classic White (Fits over a 4x4 pressure treated post)	Substitute item for 42-in Rail Height Horizontal and Stair installations; 1 required for every 2 posts
	Step 4	1286207	809347	36.25-in Round Aluminum Baluster Kit (20/box) – Charcoal Black	Substitute item for 42-in Rail Height Horizontal and Stair installations
Accessories	Accessory	1286045	820343	Mounting Hardware for Cut Rails – Horizontal – Vintage Lantern	Additional hardware for cut railing sections
	Accessory	1286052	820344	Mounting Hardware for Cut Rails – Stair – Vintage Lantern	Additional hardware for cut railing sections
	Accessory	1286155	820189	22.5 Degree Gasket Pack – Vintage Lantern	Gaskets for 22.5 degree angles
	Accessory	1285840	820089	45 Degree Birdsmouth Gasket Pack (4x4 Post Sleeve) – Vintage Lantern	Gaskets and hardware for 45 degree angles

LAVA ROCK

Trex Transcend® Tropicals



1 CHOOSE A BOARD PROFILE



Grooved edge

For use with our **hidden fasteners** to create a smooth, screw-free deck surface. See page 115.



RECOMMENDED



Square edge

Best for borders, stair risers and cocktail rail applications.

LAVA ROCK DECK BOARD PROFILES

	Dimensions	Lowe's SOS Item# (by the piece)	Lowe's SOS Model ID# (by the piece)	Lowe's SOS Item# (by the bundle: 48/Bundle)	Lowe's SOS Model ID# (by the bundle: 48/Bundle)	Description
1-in x 6-in Decking, Square Edge	1 x 6 x 12'	1286618	590101	1286617	590148	.94-in x 5.5-in x 12-ft Square Transcend Lava Rock
	1 x 6 x 16'	1286622	590201	1286621	590248	.94-in x 5.5-in x 16-ft Square Transcend Lava Rock
	1 x 6 x 20'	1286626	590301	1286625	590348	.94-in x 5.5-in x 20-ft Square Transcend Lava Rock
1-in x 6-in Decking, Grooved Edge	1 x 6 x 12'	1286630	610101	1286629	610148	.94-in x 5.5-in x 12-ft Grooved Transcend Lava Rock
	1 x 6 x 16'	1286634	610201	1286633	610248	.94-in x 5.5-in x 16-ft Grooved Transcend Lava Rock
	1 x 6 x 20'	1286638	610301	1286637	610348	.94-in x 5.5-in x 20-ft Grooved Transcend Lava Rock
Fascia	1 x 8 x 12'	1285886	890087	–	–	.56-in x 7.25-in x 12-ft Transcend Fascia Lava Rock
	1 x 12 x 12'	1285888	891087	–	–	.56-in x 11.375-in x 12-ft Transcend Fascia Lava Rock

2 SELECT A RAILING LOOK



LR-1



LR-2



LR-3



LR-1

Transcend Tropicals Decking: Lava Rock

Transcend Railing: Charcoal Black composite posts and rails with Lava Rock cocktail rail and round aluminum balusters in Charcoal Black

	Railing Style Step	Lowe's SOS Item #	Lowe's Model ID #	Description	1 required per section (unless otherwise noted)
6-ft x 36-in Horizontal Rail	Step 1	1285741	890002	4.45-in x 4.45-in x 40-in Post Sleeve – Charcoal Black (Fits over a 4x4 pressure treated post)	
	Step 2B	1285744	890001	4.55-in x 4.55-in Post Sleeve Skirt – Charcoal Black	1 required per post
	Step 3A	1286018	809331	67.5-in Universal Top or Bottom Rail – Charcoal Black	
	Step 3A	Cocktail Rail Board	–	.94-in x 5.5-in x 12-ft Square Transcend Lava Rock	Deck board used on top of universal rail
	Step 3B	1286018	809331	67.5-in Universal Top or Bottom Rail – Charcoal Black	
	Step 4	1286201	809346	30.25-in Round Aluminum Baluster Kit (20/box) – Charcoal Black	15 balusters required per section
	Step 5	1285962	809339	67.5-in Accessory Infill Kit for Round Aluminum Balusters – Horizontal – Charcoal Black	Includes assembly hardware
6-ft x 36-in Stair Rail	Step 1	1285871	441086	4.45-in x 4.45-in x 108-in Post Sleeve – Charcoal Black (Fits over a 4x4 pressure treated post)	1 required for every 2 posts
	Step 2B	1285744	890001	4.55-in x 4.55-in Post Sleeve Skirt – Charcoal Black	1 required per post
	Step 3A	1286018	809331	67.5-in Universal Top or Bottom Rail – Charcoal Black	
	Step 3A	Cocktail Rail Board	–	.94-in x 5.5-in x 12-ft Square Transcend Lava Rock	Deck board used on top of universal rail
	Step 3B	1286018	809331	67.5-in Universal Top or Bottom Rail – Charcoal Black	
	Step 4	1286201	809346	30.25-in Round Aluminum Baluster Kit (20/box) – Charcoal Black	12 balusters required per section
	Step 5	1285963	809340	67.5-in Accessory Infill Kit for Round Aluminum Balusters – Stair – Charcoal Black	Includes assembly hardware
8-ft x 36-in Horizontal Rail	Step 1	1285741	890002	4.45-in x 4.45-in x 40-in Post Sleeve – Charcoal Black (Fits over a 4x4 pressure treated post)	
	Step 2B	1285744	890001	4.55-in x 4.55-in Post Sleeve Skirt – Charcoal Black	1 required per post
	Step 3A	1286025	809334	91.5-in Universal Top or Bottom Rail – Charcoal Black	
	Step 3A	Cocktail Rail Board	–	.94-in x 5.5-in x 16-ft Square Transcend Lava Rock	Deck board used on top of universal rail
	Step 3B	1286025	809334	91.5-in Universal Top or Bottom Rail – Charcoal Black	
	Step 4	1286201	809346	30.25-in Round Aluminum Baluster Kit (20/box) – Charcoal Black	20 balusters required per section
	Step 5	1285960	809341	91.5-in Accessory Infill Kit for Round Aluminum Balusters – Horizontal – Charcoal Black	Includes assembly hardware
8-ft x 36-in Stair Rail	Step 1	1285871	441086	4.45-in x 4.45-in x 108-in Post Sleeve – Charcoal Black (Fits over a 4x4 pressure treated post)	1 required for every 2 posts
	Step 2B	1285744	890001	4.55-in x 4.55-in Post Sleeve Skirt – Charcoal Black	1 required per post
	Step 3A	1286025	809334	91.5-in Universal Top or Bottom Rail – Charcoal Black	
	Step 3A	Cocktail Rail Board	–	.94-in x 5.5-in x 16-ft Square Transcend – Lava Rock	Deck board used on top of universal rail
	Step 3B	1286025	809334	91.5-in Universal Top or Bottom Rail – Charcoal Black	
	Step 4	1286201	809346	30.25-in Round Aluminum Baluster Kit (20/box) – Charcoal Black	16 balusters required per section
	Step 5	1285961	809342	91.5-in Accessory Infill Kit for Round Aluminum Balusters – Stair – Charcoal Black	Includes assembly hardware
Accessories for 42-in Rail Height	Step 1	1285871	441086	4.45-in x 4.45-in x 108-in Post Sleeve – Charcoal Black (Fits over a 4x4 pressure treated post)	Substitute item for 42-in Rail Height Horizontal and Stair installations; 1 required for every 2 posts
	Step 4	1286207	809347	36.25-in Round Aluminum Baluster Kit (20/box) – Charcoal Black	Substitute item for 42-in Rail Height Horizontal and Stair installations
Accessories	Accessory	1286049	809343	Mounting Hardware for Cut Rails – Horizontal – Charcoal Black	Additional hardware for cut railing sections
	Accessory	1286056	809344	Mounting Hardware for Cut Rails – Stair – Charcoal Black	Additional hardware for cut railing sections
	Accessory	1286150	890189	22.5 Degree Gasket Pack – Charcoal Black	Gaskets for 22.5 degree angles
	Accessory	1285763	890089	45 Degree Birdsmouth Gasket Pack (4x4 Post Sleeve) – Charcoal Black	Gaskets and hardware for 45 degree angles




LR-2

Transcend Tropicals Decking: Lava Rock

Transcend Railing: Classic White composite posts and rails with round aluminum balusters in Charcoal Black

	Railing Style Step	Lowe's SOS Item #	Lowe's Model ID #	Description	1 required per section (unless otherwise noted)
6-ft x 36-in Horizontal Rail	Step 1	1285719	024193	4.45-in x 4.45-in x 40-in Post Sleeve – Classic White (Fits over a 4x4 pressure treated post)	
	Step 2A	1285709	024292	4.55-in x 4.55-in Post Sleeve Flat Cap – Classic White	1 required per post
	Step 2B	1285707	024290	4.55-in x 4.55-in Post Sleeve Skirt – Classic White	1 required per post
	Step 3A	1286005	808330	67.5-in Crown Top Rail – Classic White	
	Step 3B	1286019	808331	67.5-in Universal Top or Bottom Rail – Classic White	
	Step 4	1286201	809346	30.25-in Round Aluminum Baluster Kit (20/box) – Charcoal Black	15 balusters required per section
	Step 5	1285954	808339	67.5-in Accessory Infill Kit for Round Balusters – Horizontal – Classic White	
6-ft x 36-in Stair Rail	Step 1	1285876	441081	4.45-in x 4.45-in x 108-in Post Sleeve – Classic White (Fits over a 4x4 pressure treated post)	1 required for every 2 posts
	Step 2A	1285709	024292	4.55-in x 4.55-in Post Sleeve Flat Cap – Classic White	1 required per post
	Step 2B	1285707	024290	4.55-in x 4.55-in Post Sleeve Skirt – Classic White	1 required per post
	Step 3A	1286005	808330	67.5-in Crown Top Rail – Classic White	
	Step 3B	1286019	808331	67.5-in Universal Top or Bottom Rail – Classic White	
	Step 4	1286201	809346	30.25-in Round Aluminum Baluster Kit (20/box) – Charcoal Black	12 balusters required per section
	Step 5	1285955	808340	67.5-in Accessory Infill Kit for Round Balusters – Stair – Classic White	
8-ft x 36-in Horizontal Rail	Step 1	1285719	024193	4.45-in x 4.45-in x 40-in Post Sleeve – Classic White (Fits over a 4x4 pressure treated post)	
	Step 2A	1285709	024292	4.55-in x 4.55-in Post Sleeve Flat Cap – Classic White	1 required per post
	Step 2B	1285707	024290	4.55-in x 4.55-in Post Sleeve Skirt – Classic White	1 required per post
	Step 3A	1286012	808333	91.5-in Crown Top Rail – Classic White	
	Step 3B	1286026	808334	91.5-in Universal Top or Bottom Rail – Classic White	
	Step 4	1286201	809346	30.25-in Round Aluminum Baluster Kit (20/box) – Charcoal Black	20 balusters required per section
	Step 5	1285952	808341	91.5-in Accessory Infill Kit for Round Balusters – Horizontal – Classic White	
8-ft x 36-in Stair Rail	Step 1	1285876	441081	4.45-in x 4.45-in x 108-in Post Sleeve – Classic White (Fits over a 4x4 pressure treated post)	1 required for every 2 posts
	Step 2A	1285709	024292	4.55-in x 4.55-in Post Sleeve Flat Cap – Classic White	1 required per post
	Step 2B	1285707	024290	4.55-in x 4.55-in Post Sleeve Skirt – Classic White	1 required per post
	Step 3A	1286012	808333	91.5-in Crown Top Rail – Classic White	
	Step 3B	1286026	808334	91.5-in Universal Top or Bottom Rail – Classic White	
	Step 4	1286201	809346	30.25-in Round Aluminum Baluster Kit (20/box) – Charcoal Black	16 balusters required per section
	Step 5	1285953	808342	91.5-in Accessory Infill Kit for Round Balusters – Stair – Classic White	
Accessories for 42-in Rail Height	Step 1	1285876	441081	4.45-in x 4.45-in x 108-in Post Sleeve – Classic White (Fits over a 4x4 pressure treated post)	Substitute item for 42-in Rail Height Horizontal and Stair installations; 1 required for every 2 posts
	Step 4	1286207	809347	36.25-in Round Aluminum Baluster Kit (20/box) – Charcoal Black	Substitute item for 42-in Rail Height Horizontal and Stair installations
Accessories	Accessory	1286043	808343	Mounting Hardware for Cut Rails – Horizontal – Classic White	Additional hardware for cut railing sections
	Accessory	1286050	808344	Mounting Hardware for Cut Rails – Stair – Classic White	Additional hardware for cut railing sections
	Accessory	1286151	840189	22.5 Degree Gasket Pack – Classic White	Gaskets for 22.5 degree angles
	Accessory	1285725	034488	45 Degree Birdsmouth Gasket Pack (4x4 Post Sleeve) – Classic White	Gaskets and hardware for 45 degree angles



LR-3

Transcend Tropicals Decking: Lava Rock

Signature Railing: Charcoal Black aluminum posts, rails and square balusters

	Railing Style Step	Lowe's SOS Item #	Lowe's Model ID #	Description	1 required per section (unless otherwise noted)
6-ft x 36-in Horizontal Rail	Step 1/2	1286166	BKAL252537RCAP	2.5-in x 2.5-in x 37-in Signature Post w. Cap & Skirt – Horizontal – Charcoal Black	
	Steps 3, 4 & 5	1286065	780112	72-in x 36-in Signature Rail Kit w. Square Balusters – Horizontal – Charcoal Black	
6-ft x 36-in Stair Rail	Step 1/2	1286172	BKAL252553RCAP	2.5-in x 2.5-in x 53-in Signature Post w. Cap & Skirt – Stair – Charcoal Black	
	Steps 3, 4 & 5	1286066	780113	72-in x 36-in Signature Rail Kit w. Square Balusters – Stair – Charcoal Black	
8-ft x 36-in Horizontal Rail	Step 1/2	1286166	BKAL252537RCAP	2.5-in x 2.5-in x 37-in Signature Post w. Cap & Skirt – Horizontal – Charcoal Black	
	Steps 3, 4 & 5	1286067	780114	96-in x 36-in Signature Rail Kit w. Square Balusters – Horizontal – Charcoal Black	
8-ft x 36-in Stair Rail	Step 1/2	1286172	BKAL252553RCAP	2.5-in x 2.5-in x 53-in Signature Post w. Cap & Skirt – Stair – Charcoal Black	
	Steps 3, 4 & 5	1286068	780115	96-in x 36-in Signature Rail Kit w. Square Balusters – Stair – Charcoal Black	
Accessories for 42-in Rail Height	Step 1/2	1286169	BKAL252543RCAP	2.5-in x 2.5-in x 43-in Signature Post w. Cap & Skirt – Horizontal – Charcoal Black	Substitute item for 42-in Rail Height Horizontal installations
	Step 1/2	1286278	BKAL252542RCCP	2.5-in x 2.5-in x 42-in Signature Crossover Post – Charcoal Black	Substitute item for 42-in Rail Height Horizontal installations (Crossover style)
	Steps 3, 4 & 5 6-ft	1286073	780116	72-in x 42-in Signature Rail Kit w. Square Balusters – Horizontal – Charcoal Black	Substitute item for 42-in Rail Height Horizontal installations
	Steps 3, 4 & 5 6-ft	1286074	780117	72-in x 42-in Signature Rail Kit w. Square Balusters – Stair – Charcoal Black	Substitute item for 42-in Rail Height Stair installations
	Steps 3, 4 & 5 8-ft	1286075	780118	96-in x 42-in Signature Rail Kit w. Square Balusters – Horizontal – Charcoal Black	Substitute item for 42-in Rail Height Horizontal installations
	Steps 3, 4 & 5 8-ft	1286076	780119	96-in x 42-in Signature Rail Kit w. Square Balusters – Stair – Charcoal Black	Substitute item for 42-in Rail Height Stair installations
Accessories	Accessory	5336236	BKFHBKTALPNL	Signature Tabless Fixed Bracket – Horizontal (4/pack) – Charcoal Black	Additional hardware for cut railing sections
	Accessory	1286119	780129	Signature Cut Kit – Fixed Bracket – Stair (4/pack) – Charcoal Black	Additional hardware for cut railing sections
	Accessory	1286118	780130	Signature Swivel Bracket – Horizontal (2/pack) – Charcoal Black	Additional hardware for cut angled railing sections
	Accessory	1305100	780131	Signature Swivel Bracket – Stair (2/pack) – Charcoal Black	Additional hardware for cut angled railing sections
	Accessory	1286120	780132	Signature Compound Swivel Bracket (2/pack – Top & Bottom) – Charcoal Black	

ROPE SWING

Trex Transcend® Earth Tones



1 CHOOSE A BOARD PROFILE




Grooved edge

For use with our **hidden fasteners** to create a smooth, screw-free deck surface. See page 115.



RECOMMENDED



Square edge

Best for borders, stair risers and cocktail rail applications.

ROPE SWING DECK BOARD PROFILES

	Dimensions	Lowe's SOS Item# (by the piece)	Lowe's SOS Model ID# (by the piece)	Lowe's SOS Item# (by the bundle: 48/Bundle)	Lowe's SOS Model ID# (by the bundle: 48/Bundle)	Description
1-in x 6-in Decking, Square Edge	1 x 6 x 12'	1288955	RS010612T2S01	1288919	RS010612T2S48	.94-in x 5.5-in x 12-ft Square Transcend Rope Swing
	1 x 6 x 16'	1288956	RS010616T2S01	1288920	RS010616T2S48	.94-in x 5.5-in x 16-ft Square Transcend Rope Swing
	1 x 6 x 20'	1288957	RS010620T2S01	1288921	RS010620T2S48	.94-in x 5.5-in x 20-ft Square Transcend Rope Swing
1-in x 6-in Decking, Grooved Edge	1 x 6 x 12'	1288958	RS010612T2G01	1288934	RS010612T2G48	.94-in x 5.5-in x 12-ft Grooved Transcend Rope Swing
	1 x 6 x 16'	1288959	RS010616T2G01	1288935	RS010616T2G48	.94-in x 5.5-in x 16-ft Grooved Transcend Rope Swing
	1 x 6 x 20'	1288960	RS010620T2G01	1288936	RS010620T2G48	.94-in x 5.5-in x 20-ft Grooved Transcend Rope Swing
Fascia	1 x 8 x 12'	1303822	RS010812T2S01	–	–	.56-in x 7.25-in x 12-ft Transcend Fascia Rope Swing
	1 x 12 x 12'	1303823	RS011212T2S01	–	–	.56-in x 11.375-in x 12-ft Transcend Fascia Rope Swing

2 SELECT A RAILING LOOK



RS-1



RS-2



RS-4



RS-1

Transcend Earth Tones Decking: Rope Swing
Transcend Railing: Rope Swing composite posts, rails and square balusters

	Railing Style Step	Lowe's SOS Item #	Lowe's Model ID #	Description	1 required per section (unless otherwise noted)
6-ft x 36-in Horizontal Rail	Step 1	1285924	870002	4.45-in x 4.45-in x 40-in Post Sleeve – Rope Swing (Fits over a 4x4 pressure treated post)	
	Step 2A	1285943	870005	4.55-in x 4.55-in Post Sleeve Flat Cap – Rope Swing	1 required per post
	Step 2B	1285942	870001	4.55-in x 4.55-in Post Sleeve Skirt – Rope Swing	1 required per post
	Step 3A	1286010	870330	67.5-in Crown Top Rail – Rope Swing	
	Step 3B	1286024	870331	67.5-in Universal Top or Bottom Rail – Rope Swing	
	Step 4	1285927	870004	30.375-in Square Baluster Kit (16/box) – Rope Swing	13 balusters required per section
	Step 5	1285998	870335	67.5-in Accessory Infill Kit for Square Balusters – Horizontal – Rope Swing	Includes assembly hardware
6-ft x 36-in Stair Rail	Step 1	1285925	441087	4.45-in x 4.45-in x 108-in Post Sleeve – Rope Swing (Fits over a 4x4 pressure treated post)	1 required for every 2 posts
	Step 2A	1285943	870005	4.55-in x 4.55-in Post Sleeve Flat Cap – Rope Swing	1 required per post
	Step 2B	1285942	870001	4.55-in x 4.55-in Post Sleeve Skirt – Rope Swing	1 required per post
	Step 3A	1286010	870330	67.5-in Crown Top Rail – Rope Swing	
	Step 3B	1286024	870331	67.5-in Universal Top or Bottom Rail – Rope Swing	
	Step 4	1285927	870004	30.375-in Square Baluster Kit (16/box) – Rope Swing	11 balusters required per section
	Step 5	1285999	870336	67.5-in Accessory Infill Kit for Square Balusters – Stair – Rope Swing	Includes assembly hardware
8-ft x 36-in Horizontal Rail	Step 1	1285924	870002	4.45-in x 4.45-in x 40-in Post Sleeve – Rope Swing (Fits over a 4x4 pressure treated post)	
	Step 2A	1285943	870005	4.55-in x 4.55-in Post Sleeve Flat Cap – Rope Swing	1 required per post
	Step 2B	1285942	870001	4.55-in x 4.55-in Post Sleeve Skirt – Rope Swing	1 required per post
	Step 3A	1286017	870333	91.5-in Crown Top Rail – Rope Swing	
	Step 3B	1286031	870334	91.5-in Universal Top or Bottom Rail – Rope Swing	
	Step 4	1285927	870004	30.375-in Square Baluster Kit (16/box) – Rope Swing	18 balusters required per section
	Step 5	1285996	870337	91.5-in Accessory Infill Kit for Square Balusters – Horizontal – Rope Swing	Includes assembly hardware
8-ft x 36-in Stair Rail	Step 1	1285925	441087	4.45-in x 4.45-in x 108-in Post Sleeve – Rope Swing (Fits over a 4x4 pressure treated post)	1 required for every 2 posts
	Step 2A	1285943	870005	4.55-in x 4.55-in Post Sleeve Flat Cap – Rope Swing	1 required per post
	Step 2B	1285942	870001	4.55-in x 4.55-in Post Sleeve Skirt – Rope Swing	1 required per post
	Step 3A	1286017	870333	91.5-in Crown Top Rail – Rope Swing	
	Step 3B	1286031	870334	91.5-in Universal Top or Bottom Rail – Rope Swing	
	Step 4	1285927	870004	30.375-in Square Baluster Kit (16/box) – Rope Swing	15 balusters required per section
	Step 5	1285997	870338	91.5-in Accessory Infill Kit for Square Balusters – Stair – Rope Swing	Includes assembly hardware
Accessories for 42-in Rail Height	Step 1	1285925	441087	4.45-in x 4.45-in x 108-in Post Sleeve – Rope Swing (Fits over a 4x4 pressure treated post)	Substitute item for 42-in Rail Height Horizontal and Stair installations; 1 required for every 2 posts
	Step 4	1285928	870364	36.375-in Square Baluster Kit (16/box) – Rope Swing (108-in Post Sleeve required for assembly)	Substitute item for 42-in Rail Height Horizontal and Stair installations
Accessories	Accessory	1286044	870343	Mounting Hardware for Cut Rails – Horizontal – Rope Swing	Additional hardware for cut railing sections
	Accessory	1286051	870344	Mounting Hardware for Cut Rails – Stair – Rope Swing	Additional hardware for cut railing sections
	Accessory	1286156	870189	22.5 Degree Gasket Pack – Rope Swing	Gaskets for 22.5 degree angles
	Accessory	1285947	870089	45 Degree Birdsmouth Gasket Pack (4x4 Post Sleeve) – Rope Swing	Gaskets and hardware for 45 degree angles



RS-2

Transcend Earth Tones Decking: Rope Swing
Signature Railing: Bronze aluminum posts, rails and square balusters

	Railing Style Step	Lowe's SOS Item #	Lowe's Model ID #	Description	1 required per section (unless otherwise noted)
6-ft x 36-in Horizontal Rail	Step 1/2	1286168	BZAL252537RCAP	2.5-in x 2.5-in x 37-in Signature Post w. Cap & Skirt – Horizontal – Bronze	
	Steps 3, 4 & 5	1286097	780312	72-in x 36-in Signature Rail Kit w. Square Balusters – Horizontal – Bronze	
6-ft x 36-in Stair Rail	Step 1/2	1286174	BZAL252553RCAP	2.5-in x 2.5-in x 53-in Signature Post w. Cap & Skirt – Horizontal – Bronze	
	Steps 3, 4 & 5	1286098	780313	72-in x 36-in Signature Rail Kit w. Square Balusters – Stair – Bronze	
8-ft x 36-in Horizontal Rail	Step 1/2	1286168	BZAL252537RCAP	2.5-in x 2.5-in x 37-in Signature Post w. Cap & Skirt – Horizontal – Bronze	
	Steps 3, 4 & 5	1286099	780314	96-in x 36-in Signature Rail Kit w. Square Balusters – Horizontal – Bronze	
8-ft x 36-in Stair Rail	Step 1/2	1286174	BZAL252553RCAP	2.5-in x 2.5-in x 53-in Signature Post w. Cap & Skirt – Horizontal – Bronze	
	Steps 3, 4 & 5	1286100	780315	96-in x 36-in Signature Rail Kit w. Square Balusters – Stair – Bronze	
Accessories for 42-in Rail Height	Step 1/2	1286171	BZAL252543RCAP	2.5-in x 2.5-in x 43-in Signature Post w. Cap & Skirt – Horizontal – Bronze	Substitute item for 42-in Rail Height Horizontal installations
	Step 1/2	1286279	BZAL252542RCCP	2.5-in x 2.5-in x 42-in Signature Crossover Post – Bronze	Substitute item for 42-in Rail Height Horizontal installations (Crossover style)
	Steps 3, 4 & 5 6-ft	1286105	780316	72-in x 42-in Signature Rail Kit w. Square Balusters – Horizontal – Bronze	Substitute item for 42-in Rail Height Horizontal installations
	Steps 3, 4 & 5 6-ft	1286106	780317	72-in x 42-in Signature Rail Kit w. Square Balusters – Stair – Bronze	Substitute item for 42-in Rail Height Stair installations
	Steps 3, 4 & 5 8-ft	1286117	780318	96-in x 42-in Signature Rail Kit w. Square Balusters – Horizontal – Bronze	Substitute item for 42-in Rail Height Horizontal installations
	Steps 3, 4 & 5 8-ft	1286108	780319	96-in x 42-in Signature Rail Kit w. Square Balusters – Stair – Bronze	Substitute item for 42-in Rail Height Stair installations
Accessories	Accessory	1286259	ALPOSTHWDECK	Aluminum Plate and Hardware (For use with 2.5-in Aluminum Post and 2.5-in Aluminum Crossover Post only)	1 required per post
	Accessory	5336235	BZFHBTALPNL	Signature Tabless Fixed Bracket – Horizontal (4/pack) – Bronze	Additional hardware for cut railing sections
	Accessory	1286138	780329	Signature Cut Kit – Fixed Bracket – Stair (4/pack) – Bronze	Additional hardware for cut railing sections
	Accessory	1286137	780330	Signature Swivel Bracket – Horizontal (2/pack) – Bronze	Additional hardware for cut angled railing sections
	Accessory	1305102	780331	Signature Swivel Bracket – Stair (2/pack) – Bronze	Additional hardware for cut angled railing sections
	Accessory	1286282	BZ25RCSWSCBKAL	Signature 2.5-in Swivel Crossover Bracket – Stair (1/pack) – Bronze	
	Accessory	1286276	BZAL252536RCCP	2.5-in x 2.5-in x 36-in Signature Crossover Post – Bronze	
	Accessory	1286139	780332	Signature Compound Swivel Bracket (2/pack – Top & Bottom) – Bronze	




RS-4

Transcend Earth Tones Decking: Rope Swing
Transcend Railing: Vintage Lantern composite posts and rails
 with round aluminum balusters in Charcoal Black


	Railing Style Step	Lowe's SOS Item #	Lowe's Model ID #	Description	1 required per section (unless otherwise noted)
6-ft x 36-in Horizontal Rail	Step 1	1285828	820002	4.45-in x 4.45-in x 40-in Post Sleeve – Vintage Lantern (Fits over a 4x4 pressure treated post)	
	Step 2A	1285776	820005	4.55-in x 4.55-in Post Sleeve Flat Cap – Vintage Lantern	1 required per post
	Step 2B	1285784	820001	4.55-in x 4.55-in Post Sleeve Skirt – Vintage Lantern	1 required per post
	Step 3A	1286009	820330	67.5-in Crown Top Rail – Vintage Lantern	
	Step 3B	1286023	820331	67.5-in Universal Top or Bottom Rail – Vintage Lantern	
	Step 4	1286201	809346	30.25-in Round Aluminum Baluster Kit (20/box) – Charcoal Black	15 balusters required per section
	Step 5	1285994	820339	67.5-in Accessory Infill Kit for Round Balusters – Horizontal – Vintage Lantern	
6-ft x 36-in Stair Rail	Step 1	1285872	441084	4.45-in x 4.45-in x 108-in Post Sleeve – Vintage Lantern (Fits over a 4x4 pressure treated post)	1 required for every 2 posts
	Step 2A	1285776	820005	4.55-in x 4.55-in Post Sleeve Flat Cap – Vintage Lantern	1 required per post
	Step 2B	1285784	820001	4.55-in x 4.55-in Post Sleeve Skirt – Vintage Lantern	1 required per post
	Step 3A	1286009	820330	67.5-in Crown Top Rail – Vintage Lantern	
	Step 3B	1286023	820331	67.5-in Universal Top or Bottom Rail – Vintage Lantern	
	Step 4	1286201	809346	30.25-in Round Aluminum Baluster Kit (20/box) – Charcoal Black	12 balusters required per section
	Step 5	1285995	820340	67.5-in Accessory Infill Kit for Round Balusters – Stair – Vintage Lantern	
8-ft x 36-in Horizontal Rail	Step 1	1285828	820002	4.45-in x 4.45-in x 40-in Post Sleeve – Vintage Lantern (Fits over a 4x4 pressure treated post)	
	Step 2A	1285776	820005	4.55-in x 4.55-in Post Sleeve Flat Cap – Vintage Lantern	1 required per post
	Step 2B	1285784	820001	4.55-in x 4.55-in Post Sleeve Skirt – Vintage Lantern	1 required per post
	Step 3A	1286016	820333	91.5-in Crown Top Rail – Vintage Lantern	
	Step 3B	1286030	820334	91.5-in Universal Top or Bottom Rail – Vintage Lantern	
	Step 4	1286201	809346	30.25-in Round Aluminum Baluster Kit (20/box) – Charcoal Black	20 balusters required per section
	Step 5	1285992	820341	91.5-in Accessory Infill Kit for Round Balusters – Horizontal – Vintage Lantern	
8-ft x 36-in Stair Rail	Step 1	1285872	441084	4.45-in x 4.45-in x 108-in Post Sleeve – Vintage Lantern (Fits over a 4x4 pressure treated post)	1 required for every 2 posts
	Step 2A	1285776	820005	4.55-in x 4.55-in Post Sleeve Flat Cap – Vintage Lantern	1 required per post
	Step 2B	1285784	820001	4.55-in x 4.55-in Post Sleeve Skirt – Vintage Lantern	1 required per post
	Step 3A	1286016	820333	91.5-in Crown Top Rail – Vintage Lantern	
	Step 3B	1286030	820334	91.5-in Universal Top or Bottom Rail – Vintage Lantern	
	Step 4	1286201	809346	30.25-in Round Aluminum Baluster Kit (20/box) – Charcoal Black	16 balusters required per section
	Step 5	1285993	820342	91.5-in Accessory Infill Kit for Round Balusters – Stair – Vintage Lantern	
Accessories for 42-in Rail Height	Step 1	1285872	441084	4.45-in x 4.45-in x 108-in Post Sleeve – Vintage Lantern (Fits over a 4x4 pressure treated post)	Substitute item for 42-in Rail Height Horizontal and Stair installations; 1 required for every 2 posts
	Step 4	1286207	809347	36.25-in Round Aluminum Baluster Kit (20/box) – Charcoal Black	Substitute item for 42-in Rail Height Horizontal and Stair installations
Accessories	Accessory	1286045	820343	Mounting Hardware for Cut Rails – Horizontal – Vintage Lantern	Additional hardware for cut railing sections
	Accessory	1286052	820344	Mounting Hardware for Cut Rails – Stair – Vintage Lantern	Additional hardware for cut railing sections
	Accessory	1286155	820189	22.5 Degree Gasket Pack – Vintage Lantern	Gaskets for 22.5 degree angles
	Accessory	1285840	820089	45 Degree Birdsmouth Gasket Pack (4x4 Post Sleeve) – Vintage Lantern	Gaskets and hardware for 45 degree angles

PEBBLE GREY

Trex Select® Earth Tones



1 CHOOSE A BOARD PROFILE




Grooved edge

For use with our **hidden fasteners** to create a smooth, screw-free deck surface. See page 115.



RECOMMENDED




Square edge

Best for borders, stair risers and cocktail rail applications.

PEBBLE GREY DECK BOARD PROFILES

	Dimensions	Lowe's SOS Item# (by the piece)	Lowe's SOS Model ID# (by the piece)	Lowe's SOS Item# (by the bundle: 64/Bundle)	Lowe's SOS Model ID# (by the bundle: 64/Bundle)	Description
1-in x 6-in Decking, Square Edge	1 x 6 x 12'	1286800 / 5226668	664101	1286794	664164	.82-in x 5.5-in x 12-ft Square Select Pebble Grey
	1 x 6 x 16'	1286801 / 5226669	664201	1286795	664264	.82-in x 5.5-in x 16-ft Square Select Pebble Grey
	1 x 6 x 20'	1286802	664301	1286796	664364	.82-in x 5.5-in x 20-ft Square Select Pebble Grey
1-in x 6-in Decking, Grooved Edge	1 x 6 x 12'	1286803	674101	1286797	674164	.82-in x 5.5-in x 12-ft Grooved Select Pebble Grey
	1 x 6 x 16'	1286804 / 589167	674201	1286798	674264	.82-in x 5.5-in x 16-ft Grooved Select Pebble Grey
	1 x 6 x 20'	1286805	674301	1286799	674364	.82-in x 5.5-in x 20-ft Grooved Select Pebble Grey
Fascia	1 x 8 x 12'	1286164	668087	—	—	.56-in x 7.25-in x 12-ft Select Fascia Pebble Grey
	1 x 12 x 12'	1286165	668127	—	—	.56-in x 11.375-in x 12-ft Select Fascia Pebble Grey


2 SELECT A RAILING LOOK



PG-1



PG-2



PG-3



PG-1

Select Earth Tones Decking: Pebble Grey

Transcend Railing: Classic White composite posts and rails with Pebble Grey cocktail rail and round aluminum balusters in Charcoal Black

	Railing Style Step	Lowe's SOS Item #	Lowe's Model ID #	Description	1 required per section (unless otherwise noted)
6-ft x 36-in Horizontal Rail	Step 1	1285719	024193	4.45-in x 4.45-in x 40-in Post Sleeve – Classic White (Fits over a 4x4 pressure treated post)	
	Step 2B	1285707	024290	4.55-in x 4.55-in Post Sleeve Skirt – Classic White	1 required per post
	Step 3A	1286019	808331	67.5-in Universal Top or Bottom Rail – Classic White	
	Step 3A	Cocktail Rail Board	–	.82-in x 5.5-in x 12-ft Square Select Pebble Grey	Deck board used on top of universal rail
	Step 3B	1286019	808331	67.5-in Universal Top or Bottom Rail – Classic White	
	Step 4	1286201	809346	30.25-in Round Aluminum Baluster Kit (20/box) – Charcoal Black	15 balusters required per section
	Step 5	1285954	808339	67.5-in Accessory Infill Kit for Round Balusters – Horizontal – Classic White	Includes assembly hardware
6-ft x 36-in Stair Rail	Step 1	1285876	441081	4.45-in x 4.45-in x 108-in Post Sleeve – Classic White (Fits over a 4x4 pressure treated post)	1 required for every 2 posts
	Step 2B	1285707	024290	4.55-in x 4.55-in Post Sleeve Skirt – Classic White	1 required per post
	Step 3A	1286019	808331	67.5-in Universal Top or Bottom Rail – Classic White	
	Step 3A	Cocktail Rail Board	–	.82-in x 5.5-in x 12-ft Square Select Pebble Grey	Deck board used on top of universal rail
	Step 3B	1286019	808331	67.5-in Universal Top or Bottom Rail – Classic White	
	Step 4	1286201	809346	30.25-in Round Aluminum Baluster Kit (20/box) – Charcoal Black	11 balusters required per section
	Step 5	1285955	808340	67.5-in Accessory Infill Kit for Round Balusters – Stair – Classic White	Includes assembly hardware
8-ft x 36-in Horizontal Rail	Step 1	1285719	024193	4.45-in x 4.45-in x 40-in Post Sleeve – Classic White (Fits over a 4x4 pressure treated post)	
	Step 2B	1285707	024290	4.55-in x 4.55-in Post Sleeve Skirt – Classic White	1 required per post
	Step 3A	1286026	808334	91.5-in Universal Top or Bottom Rail – Classic White	
	Step 3A	Cocktail Rail Board	–	.82-in x 5.5-in x 16-ft Square Select Pebble Grey	Deck board used on top of universal rail
	Step 3B	1286026	808334	91.5-in Universal Top or Bottom Rail – Classic White	
	Step 4	1286201	809346	30.25-in Round Aluminum Baluster Kit (20/box) – Charcoal Black	18 balusters required per section
	Step 5	1285952	808341	91.5-in Accessory Infill Kit for Round Balusters – Horizontal – Classic White	Includes assembly hardware
8-ft x 36-in Stair Rail	Step 1	1285876	441081	4.45-in x 4.45-in x 108-in Post Sleeve – Classic White (Fits over a 4x4 pressure treated post)	1 required for every 2 posts
	Step 2B	1285707	024290	4.55-in x 4.55-in Post Sleeve Skirt – Classic White	1 required per post
	Step 3A	1286026	808334	91.5-in Universal Top or Bottom Rail – Classic White	
	Step 3A	Cocktail Rail Board	–	.82-in x 5.5-in x 16-ft Square Select Pebble Grey	Deck board used on top of universal rail
	Step 3B	1286026	808334	91.5-in Universal Top or Bottom Rail – Classic White	
	Step 4	1286201	809346	30.25-in Round Aluminum Baluster Kit (20/box) – Charcoal Black	15 balusters required per section
	Step 5	1285953	808342	91.5-in Accessory Infill Kit for Round Balusters – Stair – Classic White	Includes assembly hardware
Accessories for 42-in Rail Height	Step 1	1285876	441081	4.45-in x 4.45-in x 108-in Post Sleeve – Classic White (Fits over a 4x4 pressure treated post)	Substitute item for 42-in Rail Height Horizontal and Stair installations; 1 required for every 2 posts
	Step 4	1286207	809347	36.25-in Round Aluminum Baluster Kit (20/box) – Charcoal Black	Substitute item for 42-in Rail Height Horizontal and Stair installations
Accessories	Accessory	1286043	808343	Mounting Hardware for Cut Rails – Horizontal – Classic White	Additional hardware for cut railing sections
	Accessory	1286050	808344	Mounting Hardware for Cut Rails – Stair – Classic White	Additional hardware for cut railing sections
	Accessory	1286151	840189	22.5 Degree Gasket Pack – Classic White	Gaskets for 22.5 degree angles
	Accessory	1285725	034488	45 Degree Birdsmouth Gasket Pack (4x4 Post Sleeve) – Classic White	Gaskets and hardware for 45 degree angles



PG-2

Select Earth Tones Decking: Pebble Grey
Transcend Railing: Charcoal Black composite posts and rails
 with round aluminum balusters in Charcoal Black

	Railing Style Step	Lowe's SOS Item #	Lowe's Model ID #	Description	1 required per section (unless otherwise noted)
6-ft x 36-in Horizontal Rail	Step 1	1285741	890002	4.45-in x 4.45-in x 40-in Post Sleeve – Charcoal Black (Fits over a 4x4 pressure treated post)	
	Step 2A	1285745	890005	4.55-in x 4.55-in Post Sleeve Flat Cap – Charcoal Black	1 required per post
	Step 2B	1285744	890001	4.55-in x 4.55-in Post Sleeve Skirt – Charcoal Black	1 required per post
	Step 3A	1286004	809330	67.5-in Crown Top Rail – Charcoal Black	
	Step 3B	1286018	809331	67.5-in Universal Top or Bottom Rail – Charcoal Black	
	Step 4	1286201	809346	30.25-in Round Aluminum Baluster Kit (20/box) – Charcoal Black	15 balusters required per section
	Step 5	1285962	809339	67.5-in Accessory Infill Kit for Round Balusters – Horizontal – Charcoal Black	
6-ft x 36-in Stair Rail	Step 1	1285871	441086	4.45-in x 4.45-in x 108-in Post Sleeve – Charcoal Black (Fits over a 4x4 pressure treated post)	1 required for every 2 posts
	Step 2A	1285745	890005	4.55-in x 4.55-in Post Sleeve Flat Cap – Charcoal Black	1 required per post
	Step 2B	1285744	890001	4.55-in x 4.55-in Post Sleeve Skirt – Charcoal Black	1 required per post
	Step 3A	1286004	809330	67.5-in Crown Top Rail – Charcoal Black	
	Step 3B	1286018	809331	67.5-in Universal Top or Bottom Rail – Charcoal Black	
	Step 4	1286201	809346	30.25-in Round Aluminum Baluster Kit (20/box) – Charcoal Black	12 balusters required per section
	Step 5	1285963	809340	67.5-in Accessory Infill Kit for Round Balusters – Stair – Charcoal Black	
8-ft x 36-in Horizontal Rail	Step 1	1285741	890002	4.45-in x 4.45-in x 40-in Post Sleeve – Charcoal Black (Fits over a 4x4 pressure treated post)	
	Step 2A	1285745	890005	4.55-in x 4.55-in Post Sleeve Flat Cap – Charcoal Black	1 required per post
	Step 2B	1285744	890001	4.55-in x 4.55-in Post Sleeve Skirt – Charcoal Black	1 required per post
	Step 3A	1286011	809333	91.5-in Crown Top Rail – Charcoal Black	
	Step 3B	1286025	809334	91.5-in Universal Top or Bottom Rail – Charcoal Black	
	Step 4	1286201	809346	30.25-in Round Aluminum Baluster Kit (20/box) – Charcoal Black	20 balusters required per section
	Step 5	1285960	809341	91.5-in Accessory Infill Kit for Round Balusters – Horizontal – Charcoal Black	
8-ft x 36-in Stair Rail	Step 1	1285871	441086	4.45-in x 4.45-in x 108-in Post Sleeve – Charcoal Black (Fits over a 4x4 pressure treated post)	1 required for every 2 posts
	Step 2A	1285745	890005	4.55-in x 4.55-in Post Sleeve Flat Cap – Charcoal Black	1 required per post
	Step 2B	1285744	890001	4.55-in x 4.55-in Post Sleeve Skirt – Charcoal Black	1 required per post
	Step 3A	1286011	809333	91.5-in Crown Top Rail – Charcoal Black	
	Step 3B	1286025	809334	91.5-in Universal Top or Bottom Rail – Charcoal Black	
	Step 4	1286201	809346	30.25-in Round Aluminum Baluster Kit (20/box) – Charcoal Black	16 balusters required per section
	Step 5	1285961	809342	91.5-in Accessory Infill Kit for Round Balusters – Stair – Charcoal Black	
Accessories for 42-in Rail Height	Step 1	1285871	441086	4.45-in x 4.45-in x 108-in Post Sleeve – Charcoal Black (Fits over a 4x4 pressure treated post)	Substitute item for 42-in Rail Height Horizontal and Stair installations; 1 required for every 2 posts
	Step 4	1286207	809347	36.25-in Round Aluminum Baluster Kit (20/box) – Charcoal Black	Substitute item for 42-in Rail Height Horizontal and Stair installations
Accessories	Accessory	1286049	809343	Mounting Hardware for Cut Rails – Horizontal – Charcoal Black	Additional hardware for cut railing sections
	Accessory	1286056	809344	Mounting Hardware for Cut Rails – Stair – Charcoal Black	Additional hardware for cut railing sections
	Accessory	1286150	890189	22.5 Degree Gasket Pack – Charcoal Black	Gaskets for 22.5 degree angles
	Accessory	1285763	890089	45 Degree Birdsmouth Gasket Pack (4x4 Post Sleeve) – Charcoal Black	Gaskets and hardware for 45 degree angles



PG-3

Select Earth Tones Decking: Pebble Grey
Signature Railing: Classic White composite posts with Classic White aluminum rails and square balusters

	Railing Style Step	Lowe's SOS Item #	Lowe's Model ID #	Description	1 required per section (unless otherwise noted)
6-ft x 36-in Horizontal Rail	Step 1	1285719	024193	4.45-in x 4.45-in x 40-in Post Sleeve – Classic White (Fits over a 4x4 pressure treated post)	
	Step 2A	1285709	024292	4.55-in x 4.55-in Post Sleeve Flat Cap – Classic White	1 required per post
	Step 2B	1285707	024290	4.55-in x 4.55-in Post Sleeve Skirt – Classic White	1 required per post
	Steps 3, 4 & 5	1286081	780212	72-in x 36-in Signature Rail Kit w. Square Balusters – Horizontal – Classic White	
6-ft x 36-in Stair Rail	Step 1	1285876	441081	4.45-in x 4.45-in x 108-in Post Sleeve – Classic White (Fits over a 4x4 pressure treated post)	1 required for every 2 posts
	Step 2A	1285709	024292	4.55-in x 4.55-in Post Sleeve Flat Cap – Classic White	1 required per post
	Step 2B	1285707	024290	4.55-in x 4.55-in Post Sleeve Skirt – Classic White	1 required per post
	Steps 3, 4 & 5	1286082	780213	72-in x 36-in Signature Rail Kit w. Square Balusters – Stair – Classic White	
8-ft x 36-in Horizontal Rail	Step 1	1285719	024193	4.45-in x 4.45-in x 40-in Post Sleeve – Classic White (Fits over a 4x4 pressure treated post)	
	Step 2A	1285709	024292	4.55-in x 4.55-in Post Sleeve Flat Cap – Classic White	1 required per post
	Step 2B	1285707	024290	4.55-in x 4.55-in Post Sleeve Skirt – Classic White	1 required per post
	Steps 3, 4 & 5	1286083	780214	96-in x 36-in Signature Rail Kit w. Square Balusters – Horizontal – Classic White	
8-ft x 36-in Stair Rail	Step 1	1285876	441081	4.45-in x 4.45-in x 108-in Post Sleeve – Classic White (Fits over a 4x4 pressure treated post)	1 required for every 2 posts
	Step 2A	1285709	024292	4.55-in x 4.55-in Post Sleeve Flat Cap – Classic White	1 required per post
	Step 2B	1285707	024290	4.55-in x 4.55-in Post Sleeve Skirt – Classic White	1 required per post
	Steps 3, 4 & 5	1286084	780215	96-in x 36-in Signature Rail Kit w. Square Balusters – Stair – Classic White	
Accessories for 42-in Rail Height	Step 1	1285876	441081	4.45-in x 4.45-in x 108-in Post Sleeve – Classic White (Fits over a 4x4 pressure treated post)	Substitute item for 42-in Rail Height Horizontal and Stair installations; 1 required for every 2 posts
	Steps 3, 4 & 5 6-ft	1286089	780216	72-in x 42-in Signature Rail Kit w. Square Balusters – Horizontal – Classic White	Substitute item for 42-in Rail Height Horizontal installations
	Steps 3, 4 & 5 6-ft	1286090	780217	72-in x 42-in Signature Rail Kit w. Square Balusters – Stair – Classic White	Substitute item for 42-in Rail Height Stair installations
	Steps 3, 4 & 5 8-ft	1286091	780218	96-in x 42-in Signature Rail Kit w. Square Balusters – Horizontal – Classic White	Substitute item for 42-in Rail Height Horizontal installations
Accessories	Accessory	5336237	WTFHBKTALPNL	Signature Tabless Fixed Bracket – Horizontal (4/pack) – Classic White	Additional hardware for cut railing sections
	Accessory	1286128	780229	Signature Cut Kit – Fixed Bracket – Stair (4/pack) – Classic White	Additional hardware for cut railing sections
	Accessory	1286127	780230	Signature Swivel Bracket – Horizontal (2/pack) – Classic White	Additional hardware for cut angled railing sections
	Accessory	1305101	780231	Signature Swivel Bracket – Stair (2/pack) – Classic White	Additional hardware for cut angled railing sections

SADDLE

Trex Select® Earth Tones



1 CHOOSE A BOARD PROFILE




Grooved edge

For use with our **hidden fasteners** to create a smooth, screw-free deck surface. See page 115.



RECOMMENDED



Square edge

Best for borders, stair risers and cocktail rail applications.

SELECT SADDLE DECK BOARD PROFILES

	Dimensions	Lowe's SOS Item# (by the piece)	Lowe's SOS Model ID# (by the piece)	Lowe's SOS Item# (by the bundle: 64/Bundle)	Lowe's SOS Model ID# (by the bundle: 64/ Bundle)	Description
1-in x 6-in Decking, Square Edge	1 x 6 x 12'	1286748	661101	1286736	661164	.82-in x 5.5-in x 12-ft Square Select Saddle
	1 x 6 x 16'	1286752	661201	1286740	661264	.82-in x 5.5-in x 16-ft Square Select Saddle
	1 x 6 x 20'	1286756	661301	1286744	661364	.82-in x 5.5-in x 20-ft Square Select Saddle
1-in x 6-in Decking, Grooved Edge	1 x 6 x 12'	1286772	671101	1286760	671164	.82-in x 5.5-in x 12-ft Grooved Select Saddle
	1 x 6 x 16'	1286776	671201	1286764	671264	.82-in x 5.5-in x 16-ft Grooved Select Saddle
	1 x 6 x 20'	1286780	671301	1286768	671364	.82-in x 5.5-in x 20-ft Grooved Select Saddle
Fascia	1 x 8 x 12'	1286142	665087	–	–	.56-in x 7.25-in x 12-ft Select Fascia Saddle
	1 x 12 x 12'	1286146	665127	–	–	.56-in x 11.375-in x 12-ft Select Fascia-Saddle

2 SELECT A RAILING LOOK



SS-1



SS-5



SS-3



SS-1

Select Earth Tones Decking: Saddle

Transcend Railing: Classic White composite posts and rails with Saddle cocktail rail and round aluminum balusters in Charcoal Black

	Railing Style Step	Lowe's SOS Item #	Lowe's Model ID #	Description	1 required per section (unless otherwise noted)
6-ft x 36-in Horizontal Rail	Step 1	1285719	024193	4.45-in x 4.45-in x 40-in Post Sleeve – Classic White (Fits over a 4x4 pressure treated post)	
	Step 2B	1285707	024290	4.55-in x 4.55-in Post Sleeve Skirt – Classic White	1 required per post
	Step 3A	1286019	808331	67.5-in Universal Top or Bottom Rail – Classic White	
	Step 3A	Cocktail Rail Board	–	.82-in x 5.5-in x 12-ft Square Select Saddle	Deck board used on top of universal rail
	Step 3B	1286019	808331	67.5-in Universal Top or Bottom Rail – Classic White	
	Step 4	1286201	809346	30.25-in Round Aluminum Baluster Kit (20/box) – Charcoal Black	15 balusters required per section
	Step 5	1285954	808339	67.5-in Accessory Infill Kit for Round Aluminum Balusters – Horizontal – Classic White	Includes assembly hardware
6-ft x 36-in Stair Rail	Step 1	1285876	441081	4.45-in x 4.45-in x 108-in Post Sleeve – Classic White (Fits over a 4x4 pressure treated post)	1 required for every 2 posts
	Step 2B	1285707	024290	4.55-in x 4.55-in Post Sleeve Skirt – Classic White	1 required per post
	Step 3A	1286019	808331	67.5-in Universal Top or Bottom Rail – Classic White	
	Step 3A	Cocktail Rail Board	–	.82-in x 5.5-in x 12-ft Square Select Saddle	Deck board used on top of universal rail
	Step 3B	1286019	808331	67.5-in Universal Top or Bottom Rail – Classic White	
	Step 4	1286201	809346	30.25-in Round Aluminum Baluster Kit (20/box) – Charcoal Black	12 balusters required per section
	Step 5	1285955	808340	67.5-in Accessory Infill Kit for Round Aluminum Balusters – Stair – Classic White	Includes assembly hardware
8-ft x 36-in Horizontal Rail	Step 1	1285719	024193	4.45-in x 4.45-in x 40-in Post Sleeve – Classic White (Fits over a 4x4 pressure treated post)	
	Step 2B	1285707	024290	4.55-in x 4.55-in Post Sleeve Skirt – Classic White	1 required per post
	Step 3A	1286026	808334	91.5-in Universal Top or Bottom Rail – Classic White	
	Step 3A	Cocktail Rail Board	–	.82-in x 5.5-in x 16-ft Square Select Saddle	Deck board used on top of universal rail
	Step 3B	1286026	808334	91.5-in Universal Top or Bottom Rail – Classic White	
	Step 4	1286201	809346	30.25-in Round Aluminum Baluster Kit (20/box) – Charcoal Black	20 balusters required per section
	Step 5	1285952	808341	91.5-in Accessory Infill Kit for Round Aluminum Balusters – Horizontal – Classic White	Includes assembly hardware
8-ft x 36-in Stair Rail	Step 1	1285876	441081	4.45-in x 4.45-in x 108-in Post Sleeve – Classic White (Fits over a 4x4 pressure treated post)	1 required for every 2 posts
	Step 2B	1285707	024290	4.55-in x 4.55-in Post Sleeve Skirt – Classic White	1 required per post
	Step 3A	1286026	808334	91.5-in Universal Top or Bottom Rail – Classic White	
	Step 3A	Cocktail Rail Board	–	.82-in x 5.5-in x 16-ft Square Select Saddle	Deck board used on top of universal rail
	Step 3B	1286026	808334	91.5-in Universal Top or Bottom Rail – Classic White	
	Step 4	1286201	809346	30.25-in Round Aluminum Baluster Kit (20/box) – Charcoal Black	16 balusters required per section
	Step 5	1285953	808342	91.5-in Accessory Infill Kit for Round Aluminum Balusters – Stair – Classic White	Includes assembly hardware
Accessories for 42-in Rail Height	Step 1	1285876	441081	4.45-in x 4.45-in x 108-in Post Sleeve – Classic White (Fits over a 4x4 pressure treated post)	Substitute item for 42-in Rail Height Horizontal and Stair installations; 1 required for every 2 posts
	Step 4	1286207	809347	36.25-in Round Aluminum Baluster Kit (20/box) – Charcoal Black	Substitute item for 42-in Rail Height Horizontal and Stair installations
Accessories	Accessory	1286043	808343	Mounting Hardware for Cut Rails – Horizontal – Classic White	Additional hardware for cut railing sections
	Accessory	1286050	808344	Mounting Hardware for Cut Rails – Stair – Classic White	Additional hardware for cut railing sections
	Accessory	1286151	840189	22.5 Degree Gasket Pack – Classic White	Gaskets for 22.5 degree angles
	Accessory	1285725	034488	45 Degree Birdsmouth Gasket Pack (4x4 Post Sleeve) – Classic White	Gaskets and hardware for 45 degree angles




SS-5

Select Earth Tones Decking: Saddle

Select Railing: Classic White composite posts and rails with round aluminum balusters in Charcoal Black

	Railing Style Step	Lowe's SOS Item #	Lowe's Model ID #	Description	1 required per section (unless otherwise noted)
6-ft x 36-in Horizontal Rail	Step 1	1285719	024193	4.45-in x 4.45-in x 40-in Post Sleeve – Classic White (Fits over a 4x4 pressure treated post)	
	Step 2A	1285709	024292	4.55-in x 4.55-in Post Sleeve Flat Cap – Classic White	1 required per post
	Step 2B	1285707	024290	4.55-in x 4.55-in Post Sleeve Skirt – Classic White	1 required per post
	Steps 3, 4 & 5	1305096	WTRD0636HSELK	67.5-in x 36-in Select Rail Kit w. Round Aluminum Balusters – Horizontal – Classic White	
6-ft x 36-in Stair Rail	Step 1	1285876	441081	4.45-in x 4.45-in x 108-in Post Sleeve – Classic White (Fits over a 4x4 pressure treated post)	1 required for every 2 posts
	Step 2A	1285709	024292	4.55-in x 4.55-in Post Sleeve Flat Cap – Classic White	1 required per post
	Step 2B	1285707	024290	4.55-in x 4.55-in Post Sleeve Skirt – Classic White	1 required per post
	Steps 3, 4 & 5	1305097	WTRD0636SSELK	67.5-in x 36-in Select Rail Kit w. Round Aluminum Balusters – Stair – Classic White	
8-ft x 36-in Horizontal Rail	Step 1	1285719	024193	4.45-in x 4.45-in x 40-in Post Sleeve – Classic White (Fits over a 4x4 pressure treated post)	
	Step 2A	1285709	024292	4.55-in x 4.55-in Post Sleeve Flat Cap – Classic White	1 required per post
	Step 2B	1285707	024290	4.55-in x 4.55-in Post Sleeve Skirt – Classic White	1 required per post
	Step 3	1305139	SELALRAILSTIFFENER	Select 8-ft Aluminum Rail Stiffener (IRC)	Required for top rail
	Steps 3, 4 & 5	1305098	WTRD0836HSELK	91.5-in x 36-in Select Rail Kit w. Round Aluminum Balusters – Horizontal – Classic White	
8-ft x 36-in Stair Rail	Step 1	1285876	441081	4.45-in x 4.45-in x 108-in Post Sleeve – Classic White (Fits over a 4x4 pressure treated post)	1 required for every 2 posts
	Step 2A	1285709	024292	4.55-in x 4.55-in Post Sleeve Flat Cap – Classic White	1 required per post
	Step 2B	1285707	024290	4.55-in x 4.55-in Post Sleeve Skirt – Classic White	1 required per post
	Step 3	1305139	SELALRAILSTIFFENER	Select 8-ft Aluminum Rail Stiffener (IRC)	Required for top rail
	Steps 3, 4 & 5	1305099	WTRD0836SSELK	91.5-in x 36-in Select Rail Kit w. Round Aluminum Balusters – Stair – Classic White	
Accessories for 42-in Rail Height	Step 1	1285876	441081	4.45-in x 4.45-in x 108-in Post Sleeve – Classic White (Fits over a 4x4 pressure treated post)	Substitute item for 42-in Rail Height Horizontal and Stair installations; 1 required for every 2 posts
	Steps 3, 4 & 5 6-ft	1305135	WTRD0642HSELK	67.5-in x 42-in Select Rail kit w. Round Aluminum Balusters – Horizontal – Classic White	Substitute item for 42-in Rail Height Horizontal installations
	Steps 3, 4 & 5 8-ft	1305136	WTRD0842HSELK	91.5-in x 42-in Select Rail kit w. Round Aluminum Balusters – Horizontal – Classic White	Substitute item for 42-in Rail Height Horizontal installations
	Steps 3, 4 & 5 8-ft	1305137	WTRD0842SSELK	91.5-in x 42-in Select Rail kit w. Round Aluminum Balusters – Stair – Classic White	Substitute item for 42-in Rail Height Stair installations
Accessories	Accessory	1305134	PBKENHZBKT	Mounting Hardware for Cut Rails – Horizontal – Black	
	Accessory	1305138	PBKENSTBKT	Mounting Hardware for Cut Rails – Stair – Black	



SS-3

Select Earth Tones Decking: Saddle

Signature Railing: Charcoal Black aluminum posts, rails and square balusters

	Railing Style Step	Lowe's SOS Item #	Lowe's Model ID #	Description	1 required per section (unless otherwise noted)
6-ft x 36-in Horizontal Rail	Step 1/2	1286166	BKAL252537RCAP	2.5-in x 2.5-in x 37-in Signature Post w. Cap & Skirt – Horizontal – Charcoal Black	
	Steps 3, 4 & 5	1286065	780112	72-in x 36-in Signature Rail Kit w. Square Balusters – Horizontal – Charcoal Black	
6-ft x 36-in Stair Rail	Step 1/2	1286172	BKAL252553RCAP	2.5-in x 2.5-in x 53-in Signature Post w. Cap & Skirt – Stair – Charcoal Black	
	Steps 3, 4 & 5	1286066	780113	72-in x 36-in Signature Rail Kit w. Square Balusters – Stair – Charcoal Black	
8-ft x 36-in Horizontal Rail	Step 1/2	1286166	BKAL252537RCAP	2.5-in x 2.5-in x 37-in Signature Post w. Cap & Skirt – Horizontal – Charcoal Black	
	Steps 3, 4 & 5	1286067	780114	96-in x 36-in Signature Rail Kit w. Square Balusters – Horizontal – Charcoal Black	
8-ft x 36-in Stair Rail	Step 1/2	1286172	BKAL252553RCAP	2.5-in x 2.5-in x 53-in Signature Post w. Cap & Skirt – Stair – Charcoal Black	
	Steps 3, 4 & 5	1286068	780115	96-in x 36-in Signature Rail Kit w. Square Balusters – Stair – Charcoal Black	
Accessories for 42-in Rail Height	Step 1/2	1286169	BKAL252543RCAP	2.5-in x 2.5-in x 43-in Signature Post w. Cap & Skirt – Horizontal – Charcoal Black	Substitute item for 42-in Rail Height Horizontal installations
	Step 1/2	1286278	BKAL252542RCCP	2.5-in x 2.5-in x 42-in Signature Crossover Post – Charcoal Black	Substitute item for 42-in Rail Height Horizontal installations (Crossover style)
	Steps 3, 4 & 5 6-ft	1286073	780116	72-in x 42-in Signature Rail Kit w. Square Balusters – Horizontal – Charcoal Black	Substitute item for 42-in Rail Height Horizontal installations
	Steps 3, 4 & 5 6-ft	1286074	780117	72-in x 42-in Signature Rail Kit w. Square Balusters – Stair – Charcoal Black	Substitute item for 42-in Rail Height Stair installations
	Steps 3, 4 & 5 8-ft	1286075	780118	96-in x 42-in Signature Rail Kit w. Square Balusters – Horizontal – Charcoal Black	Substitute item for 42-in Rail Height Horizontal installations
	Steps 3, 4 & 5 8-ft	1286076	780119	96-in x 42-in Signature Rail Kit w. Square Balusters – Stair – Charcoal Black	Substitute item for 42-in Rail Height Stair installations
Accessories	Accessory	1286259	ALPOSTHWDECK	Aluminum Plate and Hardware (For use with 2.5-in Aluminum Post and 2.5-in Aluminum Crossover Post only)	1 required per post
	Accessory	5336236	BKFHBKTALPNL	Signature Tabless Fixed Bracket – Horizontal (4/pack) – Charcoal Black	Additional hardware for cut railing sections
	Accessory	1286119	780129	Signature Cut Kit – Fixed Bracket – Stair (4/pack) – Charcoal Black	Additional hardware for cut railing sections
	Accessory	1286118	780130	Signature Swivel Bracket – Horizontal (2/pack) – Charcoal Black	Additional hardware for cut angled railing sections
	Accessory	1305100	780131	Signature Swivel Bracket – Stair (2/pack) – Charcoal Black	Additional hardware for cut angled railing sections
	Accessory	1286281	BK25RCSWSCBKAL	Signature 2.5-in Swivel Crossover Bracket – Stair (1/pack) – Charcoal Black	
	Accessory	1286275	BKAL252536RCCP	2.5-in x 2.5-in x 36-in Signature Crossover Post – Charcoal Black	
	Accessory	1286120	780132	Compound Swivel Bracket (2/pack – Top & Bottom) – Charcoal Black	


FOGGY WHARF

Trex Enhance® Naturals



SEE FOGGY WHARF
ON-SHELF OPTIONS
ON PAGES 17-18
Available in select stores

1 CHOOSE A BOARD PROFILE




Grooved edge

For use with our **hidden fasteners** to create a smooth, screw-free deck surface. See page 115.



RECOMMENDED



Square edge

Best for borders and stair risers.

FOGGY WHARF DECK BOARD PROFILES

	Dimensions	Lowe's SOS Item# (by the piece)	Lowe's SOS Model ID# (by the piece)	Lowe's SOS Item# (by the bundle: 56/Bundle)	Lowe's SOS Model ID# (by the bundle: 56/Bundle)	Description
1-in x 6-in Decking, Square Edge	1 x 6 x 12'	1288855	FW010612E2S01	1288808	FW010612E2S56	.94-in x 5.5-in x 12-ft Square Enhance Naturals Foggy Wharf
	1 x 6 x 16'	1288856	FW010616E2S01	1288809	FW010616E2S56	.94-in x 5.5-in x 16-ft Square Enhance Naturals Foggy Wharf
	1 x 6 x 20'	1288857	FW010620E2S01	1288810	FW010620E2S56	.94-in x 5.5-in x 20-ft Square Enhance Naturals Foggy Wharf
1-in x 6-in Decking, Grooved Edge	1 x 6 x 12'	1288903	FW010612E2G01	1288829	FW010612E2G56	.94-in x 5.5-in x 12-ft Grooved Enhance Naturals Foggy Wharf
	1 x 6 x 16'	1288904	FW010616E2G01	1288830	FW010616E2G56	.94-in x 5.5-in x 16-ft Grooved Enhance Naturals Foggy Wharf
	1 x 6 x 20'	1288872	FW010620E2G01	1288831	FW010620E2G56	.94-in x 5.5-in x 20-ft Grooved Enhance Naturals Foggy Wharf
Fascia	1 x 8 x 12'	1288882	FW010812E2S01	–	–	.56-in x 7.25-in x 12-ft Enhance Naturals Fascia Foggy Wharf
	1 x 12 x 12'	1288883	FW011212E2S01	–	–	.56-in x 11.375-in x 12-ft Enhance Naturals Fascia Foggy Wharf

2 SELECT A RAILING LOOK



FW-1



FW-2



FW-3



FW-1

Enhance Naturals Decking: Foggy Wharf
Transcend Railing: Charcoal Black composite posts,
 rails and square balusters

	Railing Style Step	Lowe's SOS Item #	Lowe's Model ID #	Description	1 required per section (unless otherwise noted)
6-ft x 36-in Horizontal Rail	Step 1	1285741	890002	4.45-in x 4.45-in x 40-in Post Sleeve – Charcoal Black (Fits over a 4x4 pressure treated post)	
	Step 2A	1285745	890005	4.55-in x 4.55-in Post Sleeve Flat Cap – Charcoal Black	1 required per post
	Step 2B	1285744	890001	4.55-in x 4.55-in Post Sleeve Skirt – Charcoal Black	1 required per post
	Step 3A	1286004	809330	67.5-in Crown Top Rail – Charcoal Black	
	Step 3B	1286018	809331	67.5-in Universal Top or Bottom Rail – Charcoal Black	
	Step 4	1285747	890004	30.375-in Square Baluster Kit (16/box) – Charcoal Black	13 balusters required per section
	Step 5	1285958	809335	67.5-in Accessory Infill Kit for Square Balusters – Horizontal – Charcoal Black	
6-ft x 36-in Stair Rail	Step 1	1285871	441086	4.45-in x 4.45-in x 108-in Post Sleeve – Charcoal Black (Fits over a 4x4 pressure treated post)	1 required for every 2 posts
	Step 2A	1285745	890005	4.55-in x 4.55-in Post Sleeve Flat Cap – Charcoal Black	1 required per post
	Step 2B	1285744	890001	4.55-in x 4.55-in Post Sleeve Skirt – Charcoal Black	1 required per post
	Step 3A	1286004	809330	67.5-in Crown Top Rail – Charcoal Black	
	Step 3B	1286018	809331	67.5-in Universal Top or Bottom Rail – Charcoal Black	
	Step 4	1285747	890004	30.375-in Square Baluster Kit (16/box) – Charcoal Black	11 balusters required per section
	Step 5	1285959	809336	67.5-in Accessory Infill Kit for Square Balusters – Stair – Charcoal Black	
8-ft x 36-in Horizontal Rail	Step 1	1285741	890002	4.45-in x 4.45-in x 40-in Post Sleeve – Charcoal Black (Fits over a 4x4 pressure treated post)	
	Step 2A	1285745	890005	4.55-in x 4.55-in Post Sleeve Flat Cap – Charcoal Black	1 required per post
	Step 2B	1285744	890001	4.55-in x 4.55-in Post Sleeve Skirt – Charcoal Black	1 required per post
	Step 3A	1286011	809333	91.5-in Crown Top Rail – Charcoal Black	
	Step 3B	1286025	809334	91.5-in Universal Top or Bottom Rail – Charcoal Black	
	Step 4	1285747	890004	30.375-in Square Baluster Kit (16/box) – Charcoal Black	18 balusters required per section
	Step 5	1285956	809337	91.5-in Accessory Infill Kit for Square Balusters – Horizontal – Charcoal Black	
8-ft x 36-in Stair Rail	Step 1	1285871	441086	4.45-in x 4.45-in x 108-in Post Sleeve – Charcoal Black (Fits over a 4x4 pressure treated post)	1 required for every 2 posts
	Step 2A	1285745	890005	4.55-in x 4.55-in Post Sleeve Flat Cap – Charcoal Black	1 required per post
	Step 2B	1285744	890001	4.55-in x 4.55-in Post Sleeve Skirt – Charcoal Black	1 required per post
	Step 3A	1286011	809333	91.5-in Crown Top Rail – Charcoal Black	
	Step 3B	1286025	809334	91.5-in Universal Top or Bottom Rail – Charcoal Black	
	Step 4	1285747	890004	30.375-in Square Baluster Kit (16/box) – Charcoal Black	15 balusters required per section
	Step 5	1285957	809338	91.5-in Accessory Infill Kit for Square Balusters – Stair – Charcoal Black	
Accessories for 42-in Rail Height	Step 1	1285871	441086	4.45-in x 4.45-in x 108-in Post Sleeve – Charcoal Black (Fits over a 4x4 pressure treated post)	Substitute item for 42-in Rail Height Horizontal and Stair installations; 1 required for every 2 posts
	Step 4	1285746	890364	36.375-in Square Baluster Kit (16/box) – Charcoal Black (108-in Post Sleeve required for assembly)	Substitute item for 42-in Rail Height Horizontal and Stair installations
Accessories	Accessory	1286049	809343	Mounting Hardware for Cut Rails – Horizontal – Charcoal Black	Additional hardware for cut railing sections
	Accessory	1286056	809344	Mounting Hardware for Cut Rails – Stair – Charcoal Black	Additional hardware for cut railing sections
	Accessory	1286150	890189	22.5 Degree Gasket Pack – Charcoal Black	Gaskets for 22.5 degree angles
	Accessory	1285763	890089	45 Degree Birdsmouth Gasket Pack (4x4 Post Sleeve) – Charcoal Black	Gaskets and hardware for 45 degree angles



FW-2

Enhance Naturals Decking: Foggy Wharf
Transcend Railing: Classic White composite posts, rails and square balusters

	Railing Style Step	Lowe's SOS Item #	Lowe's Model ID #	Description	1 required per section (unless otherwise noted)
6-ft x 36-in Horizontal Rail	Step 1	1285719	024193	4.45-in x 4.45-in x 40-in Post Sleeve – Classic White (Fits over a 4x4 pressure treated post)	
	Step 2A	1285709	024292	4.55-in x 4.55-in Post Sleeve Flat Cap – Classic White	1 required per post
	Step 2B	1285707	024290	4.55-in x 4.55-in Post Sleeve Skirt – Classic White	1 required per post
	Steps 3, 4 & 5	1285605	032805	67.5-in x 36-in Transcend Rail kit w. Square Balusters – Horizontal – Classic White	
6-ft x 36-in Stair Rail	Step 1	1285876	441081	4.45-in x 4.45-in x 108-in Post Sleeve – Classic White (Fits over a 4x4 pressure treated post)	1 required for every 2 posts
	Step 2A	1285709	024292	4.55-in x 4.55-in Post Sleeve Flat Cap – Classic White	1 required per post
	Step 2B	1285707	024290	4.55-in x 4.55-in Post Sleeve Skirt – Classic White	1 required per post
	Steps 3, 4 & 5	1285607	032808	67.5-in x 36-in Transcend Rail kit w. Square Balusters – Stair – Classic White	
8-ft x 36-in Horizontal Rail	Step 1	1285719	024193	4.45-in x 4.45-in x 40-in Post Sleeve – Classic White (Fits over a 4x4 pressure treated post)	
	Step 2A	1285709	024292	4.55-in x 4.55-in Post Sleeve Flat Cap – Classic White	1 required per post
	Step 2B	1285707	024290	4.55-in x 4.55-in Post Sleeve Skirt – Classic White	1 required per post
	Steps 3, 4 & 5	1285606	032806	91.5-in x 36-in Transcend Rail kit w. Square Balusters – Horizontal – Classic White	
8-ft x 36-in Stair Rail	Step 1	1285876	441081	4.45-in x 4.45-in x 108-in Post Sleeve – Classic White (Fits over a 4x4 pressure treated post)	1 required for every 2 posts
	Step 2A	1285709	024292	4.55-in x 4.55-in Post Sleeve Flat Cap – Classic White	1 required per post
	Step 2B	1285707	024290	4.55-in x 4.55-in Post Sleeve Skirt – Classic White	1 required per post
	Steps 3, 4 & 5	1285608	032809	91.5-in x 36-in Transcend Rail kit w. Square Balusters – Stair – Classic White	
Accessories for 42-in Rail Height	Step 1	1285876	441081	4.45-in x 4.45-in x 108-in Post Sleeve – Classic White (Fits over a 4x4 pressure treated post)	Substitute item for 42-in Rail Height Horizontal and Stair installations; 1 required for every 2 posts
	Steps 3, 4 & 5 6-ft	1305050	WT0642HRK	67.5-in x 42-in Transcend Rail kit w. Square Balusters – Horizontal – Classic White	Substitute item for 42-in Rail Height Horizontal installations
	Steps 3, 4 & 5 8-ft	1305049	WT0842HRK	91.5-in x 42-in Transcend Rail kit w. Square Balusters – Horizontal – Classic White	Substitute item for 42-in Rail Height Horizontal installations
	Steps 3, 4 & 5 8-ft	1305048	WT0842SRK	91.5-in x 42-in Transcend Rail kit w. Square Balusters – Stair – Classic White	Substitute item for 42-in Rail Height Stair installations
Accessories	Accessory	1286043	808343	Mounting Hardware for Cut Rails – Horizontal – Classic White	Additional hardware for cut railing sections
	Accessory	1286050	808344	Mounting Hardware for Cut Rails – Stair – Classic White	Additional hardware for cut railing sections
	Accessory	1286151	840189	22.5 Degree Gasket Pack – Classic White	Gaskets for 22.5 degree angles
	Accessory	1285725	034488	45 Degree Birdsmouth Gasket Pack (4x4 Post Sleeve) – Classic White	Gaskets and hardware for 45 degree angles



FW-3

Enhance Naturals Decking: Foggy Wharf
Select Railing: Classic White composite posts and rails with round aluminum balusters in Charcoal Black

	Railing Style Step	Lowe's SOS Item #	Lowe's Model ID #	Description	1 required per section (unless otherwise noted)
6-ft x 36-in Horizontal Rail	Step 1	1285719	024193	4.45-in x 4.45-in x 40-in Post Sleeve – Classic White (Fits over a 4x4 pressure treated post)	
	Step 2A	1285709	024292	4.55-in x 4.55-in Post Sleeve Flat Cap – Classic White	1 required per post
	Step 2B	1285707	024290	4.55-in x 4.55-in Post Sleeve Skirt – Classic White	1 required per post
	Steps 3, 4 & 5	1305096	WTRD0636HSELK	67.5-in x 36-in Select Rail Kit w. Round Aluminum Balusters – Horizontal – Classic White	
6-ft x 36-in Stair Rail	Step 1	1285876	441081	4.45-in x 4.45-in x 108-in Post Sleeve – Classic White (Fits over a 4x4 pressure treated post)	1 required for every 2 posts
	Step 2A	1285709	024292	4.55-in x 4.55-in Post Sleeve Flat Cap – Classic White	1 required per post
	Step 2B	1285707	024290	4.55-in x 4.55-in Post Sleeve Skirt – Classic White	1 required per post
	Steps 3, 4 & 5	1305097	WTRD0636SSELK	67.5-in x 36-in Select Rail Kit w. Round Aluminum Balusters – Stair – Classic White	
8-ft x 36-in Horizontal Rail	Step 1	1285719	024193	4.45-in x 4.45-in x 40-in Post Sleeve – Classic White (Fits over a 4x4 pressure treated post)	
	Step 2A	1285709	024292	4.55-in x 4.55-in Post Sleeve Flat Cap – Classic White	1 required per post
	Step 2B	1285707	024290	4.55-in x 4.55-in Post Sleeve Skirt – Classic White	1 required per post
	Step 3	1305139	SELALRAILSTIFFENER	Select 8-ft Aluminum Rail Stiffener (IRC)	Required for top rail
	Steps 3, 4 & 5	1305098	WTRD0836HSELK	91.5-in x 36-in Select Rail Kit w. Round Aluminum Balusters – Horizontal – Classic White	
8-ft x 36-in Stair Rail	Step 1	1285876	441081	4.45-in x 4.45-in x 108-in Post Sleeve – Classic White (Fits over a 4x4 pressure treated post)	1 required for every 2 posts
	Step 2A	1285709	024292	4.55-in x 4.55-in Post Sleeve Flat Cap – Classic White	1 required per post
	Step 2B	1285707	024290	4.55-in x 4.55-in Post Sleeve Skirt – Classic White	1 required per post
	Step 3	1305139	SELALRAILSTIFFENER	Select 8-ft Aluminum Rail Stiffener (IRC)	Required for top rail
	Steps 3, 4 & 5	1305099	WTRD0836SSELK	91.5-in x 36-in Select Rail Kit w. Round Aluminum Balusters – Stair – Classic White	
Accessories for 42-in Rail Height	Step 1	1285876	441081	4.45-in x 4.45-in x 108-in Post Sleeve – Classic White (Fits over a 4x4 pressure treated post)	Substitute item for 42-in Rail Height Horizontal and Stair installations; 1 required for every 2 posts
	Steps 3, 4 & 5 6-ft	1305135	WTRD0642HSELK	67.5-in x 42-in Select Rail kit w. Round Aluminum Balusters – Horizontal – Classic White	Substitute item for 42-in Rail Height Horizontal installations
	Steps 3, 4 & 5 8-ft	1305136	WTRD0842HSELK	91.5-in x 42-in Select Rail kit w. Round Aluminum Balusters – Horizontal – Classic White	Substitute item for 42-in Rail Height Horizontal installations
	Steps 3, 4 & 5 8-ft	1305137	WTRD0842SSELK	91.5-in x 42-in Select Rail kit w. Round Aluminum Balusters – Stair – Classic White	Substitute item for 42-in Rail Height Stair installations
Accessories	Accessory	1305134	PBKENHZBKT	Mounting Hardware for Cut Rails – Horizontal – Black	
	Accessory	1305138	PBKENSTBKT	Mounting Hardware for Cut Rails – Stair – Black	

ROCKY HARBOR

Trex Enhance® Naturals



1 CHOOSE A BOARD PROFILE



Grooved edge

For use with our **hidden fasteners** to create a smooth, screw-free deck surface. See page 115.



RECOMMENDED



Square edge

Best for borders and stair risers.

ROCKY HARBOR DECK BOARD PROFILES

	Dimensions	Lowe's SOS Item# (by the piece)	Lowe's SOS Model ID# (by the piece)	Lowe's SOS Item# (by the bundle: 56/Bundle)	Lowe's SOS Model ID# (by the bundle: 56/Bundle)	Description
1-in x 6-in Decking, Square Edge	1 x 6 x 12'	1288844	RH010612E2S01	1288792	RH010612E2S56	.94-in x 5.5-in x 12-ft Square Enhance Naturals Rocky Harbor
	1 x 6 x 16'	1288845	RH010616E2S01	1288793	RH010616E2S56	.94-in x 5.5-in x 16-ft Square Enhance Naturals Rocky Harbor
	1 x 6 x 20'	1288846	RH010620E2S01	1288794	RH010620E2S56	.94-in x 5.5-in x 20-ft Square Enhance Naturals Rocky Harbor
1-in x 6-in Decking, Grooved Edge	1 x 6 x 12'	1288891	RH010612E2G01	1288798	RH010612E2G56	.94-in x 5.5-in x 12-ft Grooved Enhance Naturals Rocky Harbor
	1 x 6 x 16'	1288892	RH010616E2G01	1288799	RH010616E2G56	.94-in x 5.5-in x 16-ft Grooved Enhance Naturals Rocky Harbor
	1 x 6 x 20'	1288850	RH010620E2G01	1288800	RH010620E2G56	.94-in x 5.5-in x 20-ft Grooved Enhance Naturals Rocky Harbor
Fascia	1 x 8 x 12'	1288884	RH010812E2S01	-	-	.56-in x 7.25-in x 12-ft Enhance Naturals Fascia Rocky Harbor
	1 x 12 x 12'	1288885	RH011212E2S01	-	-	.56-in x 11.375-in x 12-ft Enhance Naturals Fascia Rocky Harbor

2 SELECT A RAILING LOOK



RH-1



RH-2



RH-3



RH-1

Enhance Naturals Decking: Rocky Harbor

Transcend Railing: Classic White composite posts and Vintage Lantern rails with round aluminum balusters in Charcoal Black


	Railing Style Step	Lowe's SOS Item #	Lowe's Model ID #	Description	1 required per section (unless otherwise noted)
6-ft x 36-in Horizontal Rail	Step 1	1285719	024193	4.45-in x 4.45-in x 40-in Post Sleeve – Classic White (Fits over a 4x4 pressure treated post)	
	Step 2A	1285709	024292	4.55-in x 4.55-in Post Sleeve Flat Cap – Classic White	1 required per post
	Step 2B	1285707	024290	4.55-in x 4.55-in Post Sleeve Skirt – Classic White	1 required per post
	Step 3A	1286009	820330	67.5-in Crown Top Rail – Vintage Lantern	
	Step 3B	1286023	820331	67.5-in Universal Top or Bottom Rail – Vintage Lantern	
	Step 4	1286201	809346	30.25-in Round Aluminum Baluster Kit (20/box) – Charcoal Black	15 balusters required per section
	Step 5	1285994	820339	67.5-in Accessory Infill Kit for Round Balusters – Horizontal – Vintage Lantern	
6-ft x 36-in Stair Rail	Step 1	1285876	441081	4.45-in x 4.45-in x 108-in Post Sleeve – Classic White (Fits over a 4x4 pressure treated post)	1 required for every 2 posts
	Step 2A	1285709	024292	4.55-in x 4.55-in Post Sleeve Flat Cap – Classic White	1 required per post
	Step 2B	1285707	024290	4.55-in x 4.55-in Post Sleeve Skirt – Classic White	1 required per post
	Step 3A	1286009	820330	67.5-in Crown Top Rail – Vintage Lantern	
	Step 3B	1286023	820331	67.5-in Universal Top or Bottom Rail – Vintage Lantern	
	Step 4	1286201	809346	30.25-in Round Aluminum Baluster Kit (20/box) – Charcoal Black	12 balusters required per section
	Step 5	1285995	820340	67.5-in Accessory Infill Kit for Round Balusters – Stair – Vintage Lantern	
8-ft x 36-in Horizontal Rail	Step 1	1285719	024193	4.45-in x 4.45-in x 40-in Post Sleeve – Classic White (Fits over a 4x4 pressure treated post)	
	Step 2A	1285709	024292	4.55-in x 4.55-in Post Sleeve Flat Cap – Classic White	1 required per post
	Step 2B	1285707	024290	4.55-in x 4.55-in Post Sleeve Skirt – Classic White	1 required per post
	Step 3A	1286016	820333	91.5-in Crown Top Rail – Vintage Lantern	
	Step 3B	1286030	820334	91.5-in Universal Top or Bottom Rail – Vintage Lantern	
	Step 4	1286201	809346	30.25-in Round Aluminum Baluster Kit (20/box) – Charcoal Black	20 balusters required per section
	Step 5	1285992	820341	91.5-in Accessory Infill Kit for Round Balusters – Horizontal – Vintage Lantern	
8-ft x 36-in Stair Rail	Step 1	1285876	441081	4.45-in x 4.45-in x 108-in Post Sleeve – Classic White (Fits over a 4x4 pressure treated post)	1 required for every 2 posts
	Step 2A	1285709	024292	4.55-in x 4.55-in Post Sleeve Flat Cap – Classic White	1 required per post
	Step 2B	1285707	024290	4.55-in x 4.55-in Post Sleeve Skirt – Classic White	1 required per post
	Step 3A	1286016	820333	91.5-in Crown Top Rail – Vintage Lantern	
	Step 3B	1286030	820334	91.5-in Universal Top or Bottom Rail – Vintage Lantern	
	Step 4	1286201	809346	30.25-in Round Aluminum Baluster Kit (20/box) – Charcoal Black	16 balusters required per section
	Step 5	1285993	820342	91.5-in Accessory Infill Kit for Round Balusters – Stair – Vintage Lantern	
Accessories for 42-in Rail Height	Step 1	1285876	441081	4.45-in x 4.45-in x 108-in Post Sleeve – Classic White (Fits over a 4x4 pressure treated post)	Substitute item for 42-in Rail Height Horizontal and Stair installations; 1 required for every 2 posts
	Step 4	1286207	809347	36.25-in Round Aluminum Baluster Kit (20/box) – Charcoal Black	Substitute item for 42-in Rail Height Horizontal and Stair installations
Accessories	Accessory	1286045	820343	Mounting Hardware for Cut Rails – Horizontal – Vintage Lantern	Additional hardware for cut railing sections
	Accessory	1286052	820344	Mounting Hardware for Cut Rails – Stair – Vintage Lantern	Additional hardware for cut railing sections
	Accessory	1286155	820189	22.5 Degree Gasket Pack – Vintage Lantern	Gaskets for 22.5 degree angles
	Accessory	1285840	820089	45 Degree Birdsmouth Gasket Pack (4x4 Post Sleeve) – Vintage Lantern	Gaskets and hardware for 45 degree angles



RH-2

Enhance Naturals Decking: Rocky Harbor
Select Railing: Classic White composite posts and rails with round aluminum balusters in Charcoal Black

	Railing Style Step	Lowe's SOS Item #	Lowe's Model ID #	Description	1 required per section (unless otherwise noted)
6-ft x 36-in Horizontal Rail	Step 1	1285719	024193	4.45-in x 4.45-in x 40-in Post Sleeve – Classic White (Fits over a 4x4 pressure treated post)	
	Step 2A	1285709	024292	4.55-in x 4.55-in Post Sleeve Flat Cap – Classic White	1 required per post
	Step 2B	1285707	024290	4.55-in x 4.55-in Post Sleeve Skirt – Classic White	1 required per post
	Steps 3, 4 & 5	1305096	WTRD0636HSELK	67.5-in x 36-in Select Rail Kit w. Round Aluminum Balusters – Horizontal – Classic White	
6-ft x 36-in Stair Rail	Step 1	1285876	441081	4.45-in x 4.45-in x 108-in Post Sleeve – Classic White (Fits over a 4x4 pressure treated post)	1 required for every 2 posts
	Step 2A	1285709	024292	4.55-in x 4.55-in Post Sleeve Flat Cap – Classic White	1 required per post
	Step 2B	1285707	024290	4.55-in x 4.55-in Post Sleeve Skirt – Classic White	1 required per post
	Steps 3, 4 & 5	1305097	WTRD0636SSELK	67.5-in x 36-in Select Rail Kit w. Round Aluminum Balusters – Stair – Classic White	
8-ft x 36-in Horizontal Rail	Step 1	1285719	024193	4.45-in x 4.45-in x 40-in Post Sleeve – Classic White (Fits over a 4x4 pressure treated post)	
	Step 2A	1285709	024292	4.55-in x 4.55-in Post Sleeve Flat Cap – Classic White	1 required per post
	Step 2B	1285707	024290	4.55-in x 4.55-in Post Sleeve Skirt – Classic White	1 required per post
	Step 3	1305139	SELALRAILSTIFFENER	Select 8-ft Aluminum Rail Stiffener (IRC)	Required for top rail
	Steps 3, 4 & 5	1305098	WTRD0836HSELK	91.5-in x 36-in Select Rail Kit w. Round Aluminum Balusters – Horizontal – Classic White	
8-ft x 36-in Stair Rail	Step 1	1285876	441081	4.45-in x 4.45-in x 108-in Post Sleeve – Classic White (Fits over a 4x4 pressure treated post)	1 required for every 2 posts
	Step 2A	1285709	024292	4.55-in x 4.55-in Post Sleeve Flat Cap – Classic White	1 required per post
	Step 2B	1285707	024290	4.55-in x 4.55-in Post Sleeve Skirt – Classic White	1 required per post
	Step 3	1305139	SELALRAILSTIFFENER	Select 8-ft Aluminum Rail Stiffener (IRC)	Required for top rail
	Steps 3, 4 & 5	1305099	WTRD0836SSELK	91.5-in x 36-in Select Rail Kit w. Round Aluminum Balusters – Stair – Classic White	
Accessories for 42-in Rail Height	Step 1	1285876	441081	4.45-in x 4.45-in x 108-in Post Sleeve – Classic White (Fits over a 4x4 pressure treated post)	Substitute item for 42-in Rail Height Horizontal and Stair installations; 1 required for every 2 posts
	Steps 3, 4 & 5 6-ft	1305135	WTRD0642HSELK	67.5-in x 42-in Select Rail kit w. Round Aluminum Balusters – Horizontal – Classic White	Substitute item for 42-in Rail Height Horizontal installations
	Steps 3, 4 & 5 8-ft	1305136	WTRD0842HSELK	91.5-in x 42-in Select Rail kit w. Round Aluminum Balusters – Horizontal – Classic White	Substitute item for 42-in Rail Height Horizontal installations
	Steps 3, 4 & 5 8-ft	1305137	WTRD0842SSELK	91.5-in x 42-in Select Rail kit w. Round Aluminum Balusters – Stair – Classic White	Substitute item for 42-in Rail Height Stair installations
Accessories	Accessory	1305134	PBKENHZBKT	Mounting Hardware for Cut Rails – Horizontal – Black	
	Accessory	1305138	PBKENSTBKT	Mounting Hardware for Cut Rails – Stair – Black	



RH-3

Enhance Naturals Decking: Rocky Harbor

Transcend Railing: Charcoal Black composite posts and rails with round aluminum balusters in Charcoal Black

	Railing Style Step	Lowe's SOS Item #	Lowe's Model ID #	Description	1 required per section (unless otherwise noted)
6-ft x 36-in Horizontal Rail	Step 1	1285741	890002	4.45-in x 4.45-in x 40-in Post Sleeve – Charcoal Black (Fits over a 4x4 pressure treated post)	
	Step 2A	1285745	890005	4.55-in x 4.55-in Post Sleeve Flat Cap – Charcoal Black	1 required per post
	Step 2B	1285744	890001	4.55-in x 4.55-in Post Sleeve Skirt – Charcoal Black	1 required per post
	Step 3A	1286004	809330	67.5-in Crown Top Rail – Charcoal Black	
	Step 3B	1286018	809331	67.5-in Universal Top or Bottom Rail – Charcoal Black	
	Step 4	1286201	809346	30.25-in Round Aluminum Baluster Kit (20/box) – Charcoal Black	15 balusters required per section
	Step 5	1285962	809339	67.5-in Accessory Infill Kit for Round Balusters – Horizontal – Charcoal Black	
6-ft x 36-in Stair Rail	Step 1	1285871	441086	4.45-in x 4.45-in x 108-in Post Sleeve – Charcoal Black (Fits over a 4x4 pressure treated post)	1 required for every 2 posts
	Step 2A	1285745	890005	4.55-in x 4.55-in Post Sleeve Flat Cap – Charcoal Black	1 required per post
	Step 2B	1285744	890001	4.55-in x 4.55-in Post Sleeve Skirt – Charcoal Black	1 required per post
	Step 3A	1286004	809330	67.5-in Crown Top Rail – Charcoal Black	
	Step 3B	1286018	809331	67.5-in Universal Top or Bottom Rail – Charcoal Black	
	Step 4	1286201	809346	30.25-in Round Aluminum Baluster Kit (20/box) – Charcoal Black	12 balusters required per section
	Step 5	1285963	809340	67.5-in Accessory Infill Kit for Round Balusters – Stair – Charcoal Black	
8-ft x 36-in Horizontal Rail	Step 1	1285741	890002	4.45-in x 4.45-in x 40-in Post Sleeve – Charcoal Black (Fits over a 4x4 pressure treated post)	
	Step 2A	1285745	890005	4.55-in x 4.55-in Post Sleeve Flat Cap – Charcoal Black	1 required per post
	Step 2B	1285744	890001	4.55-in x 4.55-in Post Sleeve Skirt – Charcoal Black	1 required per post
	Step 3A	1286011	809333	91.5-in Crown Top Rail – Charcoal Black	
	Step 3B	1286025	809334	91.5-in Universal Top or Bottom Rail – Charcoal Black	
	Step 4	1286201	809346	30.25-in Round Aluminum Baluster Kit (20/box) – Charcoal Black	20 balusters required per section
	Step 5	1285960	809341	91.5-in Accessory Infill Kit for Round Balusters – Horizontal – Charcoal Black	
8-ft x 36-in Stair Rail	Step 1	1285871	441086	4.45-in x 4.45-in x 108-in Post Sleeve – Charcoal Black (Fits over a 4x4 pressure treated post)	1 required for every 2 posts
	Step 2A	1285745	890005	4.55-in x 4.55-in Post Sleeve Flat Cap – Charcoal Black	1 required per post
	Step 2B	1285744	890001	4.55-in x 4.55-in Post Sleeve Skirt – Charcoal Black	1 required per post
	Step 3A	1286011	809333	91.5-in Crown Top Rail – Charcoal Black	
	Step 3B	1286025	809334	91.5-in Universal Top or Bottom Rail – Charcoal Black	
	Step 4	1286201	809346	30.25-in Round Aluminum Baluster Kit (20/box) – Charcoal Black	16 balusters required per section
	Step 5	1285961	809342	91.5-in Accessory Infill Kit for Round Balusters – Stair – Charcoal Black	
Accessories for 42-in Rail Height	Step 1	1285871	441086	4.45-in x 4.45-in x 108-in Post Sleeve – Charcoal Black (Fits over a 4x4 pressure treated post)	Substitute item for 42-in Rail Height Horizontal and Stair installations; 1 required for every 2 posts
	Step 4	1286207	809347	36.25-in Round Aluminum Baluster Kit (20/box) – Charcoal Black	Substitute item for 42-in Rail Height Horizontal and Stair installations
Accessories	Accessory	1286049	809343	Mounting Hardware for Cut Rails – Horizontal – Charcoal Black	Additional hardware for cut railing sections
	Accessory	1286056	809344	Mounting Hardware for Cut Rails – Stair – Charcoal Black	Additional hardware for cut railing sections
	Accessory	1286150	890189	22.5 Degree Gasket Pack – Charcoal Black	Gaskets for 22.5 degree angles
	Accessory	1285763	890089	45 Degree Birdsmouth Gasket Pack (4x4 Post Sleeve) – Charcoal Black	Gaskets and hardware for 45 degree angles

TOASTED SAND

Trex Enhance® Naturals



SEE TOASTED SAND ON-SHELF OPTIONS ON PAGES 19-21
Available in select stores

1 CHOOSE A BOARD PROFILE




Grooved edge

For use with our **hidden fasteners** to create a smooth, screw-free deck surface. See page 115.



RECOMMENDED



Square edge

Best for borders and stair risers.

TOASTED SAND DECK BOARD PROFILES

	Dimensions	Lowe's SOS Item# (by the piece)	Lowe's SOS Model ID# (by the piece)	Lowe's SOS Item# (by the bundle: 56/Bundle)	Lowe's SOS Model ID# (by the bundle: 56/Bundle)	Description
1-in x 6-in Decking, Square Edge	1 x 6 x 12'	1288858	TS010612E2S01	1288811	TS010612E2S56	.94-in x 5.5-in x 12-ft Square Enhance Naturals Toasted Sand
	1 x 6 x 16'	1288859	TS010616E2S01	1288812	TS010616E2S56	.94-in x 5.5-in x 16-ft Square Enhance Naturals Toasted Sand
	1 x 6 x 20'	1288860	TS010620E2S01	1288813	TS010620E2S56	.94-in x 5.5-in x 20-ft Square Enhance Naturals Toasted Sand
1-in x 6-in Decking, Grooved Edge	1 x 6 x 12'	1288905	TS010612E2G01	1288832	TS010612E2G56	.94-in x 5.5-in x 12-ft Grooved Enhance Naturals Toasted Sand
	1 x 6 x 16'	1288906	TS010616E2G01	1288833	TS010616E2G56	.94-in x 5.5-in x 16-ft Grooved Enhance Naturals Toasted Sand
	1 x 6 x 20'	1288873	TS010620E2G01	1288834	TS010620E2G56	.94-in x 5.5-in x 20-ft Grooved Enhance Naturals Toasted Sand
Fascia	1 x 8 x 12'	1288886 / 1574138	TS010812E2S01	–	–	.56-in x 7.25-in x 12-ft Enhance Naturals Fascia Toasted Sand
	1 x 12 x 12'	1288887	TS011212E2S01	–	–	.56-in x 11.375-in x 12-ft Enhance Naturals Fascia Toasted Sand

2 SELECT A RAILING LOOK



TS-1



TS-2



TS-3



TS-1

Enhance Naturals Decking: Toasted Sand

Transcend Railing: Classic White composite posts and Vintage Lantern rails with round aluminum balusters in Charcoal Black


	Railing Style Step	Lowe's SOS Item #	Lowe's Model ID #	Description	1 required per section (unless otherwise noted)
6-ft x 36-in Horizontal Rail	Step 1	1285719	024193	4.45-in x 4.45-in x 40-in Post Sleeve – Classic White (Fits over a 4x4 pressure treated post)	
	Step 2A	1285709	024292	4.55-in x 4.55-in Post Sleeve Flat Cap – Classic White	1 required per post
	Step 2B	1285707	024290	4.55-in x 4.55-in Post Sleeve Skirt – Classic White	1 required per post
	Step 3A	1286009	820330	67.5-in Crown Top Rail – Vintage Lantern	
	Step 3B	1286023	820331	67.5-in Universal Top or Bottom Rail – Vintage Lantern	
	Step 4	1286201	809346	30.25-in Round Aluminum Baluster Kit (20/box) – Charcoal Black	15 balusters required per section
	Step 5	1285994	820339	67.5-in Accessory Infill Kit for Round Balusters – Horizontal – Vintage Lantern	
6-ft x 36-in Stair Rail	Step 1	1285876	441081	4.45-in x 4.45-in x 108-in Post Sleeve – Classic White (Fits over a 4x4 pressure treated post)	1 required for every 2 posts
	Step 2A	1285709	024292	4.55-in x 4.55-in Post Sleeve Flat Cap – Classic White	1 required per post
	Step 2B	1285707	024290	4.55-in x 4.55-in Post Sleeve Skirt – Classic White	1 required per post
	Step 3A	1286009	820330	67.5-in Crown Top Rail – Vintage Lantern	
	Step 3B	1286023	820331	67.5-in Universal Top or Bottom Rail – Vintage Lantern	
	Step 4	1286201	809346	30.25-in Round Aluminum Baluster Kit (20/box) – Charcoal Black	12 balusters required per section
	Step 5	1285995	820340	67.5-in Accessory Infill Kit for Round Balusters – Stair – Vintage Lantern	
8-ft x 36-in Horizontal Rail	Step 1	1285719	024193	4.45-in x 4.45-in x 40-in Post Sleeve – Classic White (Fits over a 4x4 pressure treated post)	
	Step 2A	1285709	024292	4.55-in x 4.55-in Post Sleeve Flat Cap – Classic White	1 required per post
	Step 2B	1285707	024290	4.55-in x 4.55-in Post Sleeve Skirt – Classic White	1 required per post
	Step 3A	1286016	820333	91.5-in Crown Top Rail – Vintage Lantern	
	Step 3B	1286030	820334	91.5-in Universal Top or Bottom Rail – Vintage Lantern	
	Step 4	1286201	809346	30.25-in Round Aluminum Baluster Kit (20/box) – Charcoal Black	20 balusters required per section
	Step 5	1285992	820341	91.5-in Accessory Infill Kit for Round Balusters – Horizontal – Vintage Lantern	
8-ft x 36-in Stair Rail	Step 1	1285876	441081	4.45-in x 4.45-in x 108-in Post Sleeve – Classic White (Fits over a 4x4 pressure treated post)	1 required for every 2 posts
	Step 2A	1285709	024292	4.55-in x 4.55-in Post Sleeve Flat Cap – Classic White	1 required per post
	Step 2B	1285707	024290	4.55-in x 4.55-in Post Sleeve Skirt – Classic White	1 required per post
	Step 3A	1286016	820333	91.5-in Crown Top Rail – Vintage Lantern	
	Step 3B	1286030	820334	91.5-in Universal Top or Bottom Rail – Vintage Lantern	
	Step 4	1286201	809346	30.25-in Round Aluminum Baluster Kit (20/box) – Charcoal Black	16 balusters required per section
	Step 5	1285993	820342	91.5-in Accessory Infill Kit for Round Balusters – Stair – Vintage Lantern	
Accessories for 42-in Rail Height	Step 1	1285876	441081	4.45-in x 4.45-in x 108-in Post Sleeve – Classic White (Fits over a 4x4 pressure treated post)	Substitute item for 42-in Rail Height Horizontal and Stair installations; 1 required for every 2 posts
	Step 4	1286207	809347	36.25-in Round Aluminum Baluster Kit (20/box) – Charcoal Black	Substitute item for 42-in Rail Height Horizontal and Stair installations
Accessories	Accessory	1286045	820343	Mounting Hardware for Cut Rails – Horizontal – Vintage Lantern	Additional hardware for cut railing sections
	Accessory	1286052	820344	Mounting Hardware for Cut Rails – Stair – Vintage Lantern	Additional hardware for cut railing sections
	Accessory	1286155	820189	22.5 Degree Gasket Pack – Vintage Lantern	Gaskets for 22.5 degree angles
	Accessory	1285840	820089	45 Degree Birdsmouth Gasket Pack (4x4 Post Sleeve) – Vintage Lantern	Gaskets and hardware for 45 degree angles



TS-2

Enhance Naturals Decking: Toasted Sand
Select Railing: Classic White composite posts and rails with round aluminum balusters in Charcoal Black

	Railing Style Step	Lowe's SOS Item #	Lowe's Model ID #	Description	1 required per section (unless otherwise noted)
6-ft x 36-in Horizontal Rail	Step 1	1285719	024193	4.45-in x 4.45-in x 40-in Post Sleeve – Classic White (Fits over a 4x4 pressure treated post)	
	Step 2A	1285709	024292	4.55-in x 4.55-in Post Sleeve Flat Cap – Classic White	1 required per post
	Step 2B	1285707	024290	4.55-in x 4.55-in Post Sleeve Skirt – Classic White	1 required per post
	Steps 3, 4 & 5	1305096	WTRD0636HSELK	67.5-in x 36-in Select Rail Kit w. Round Aluminum Balusters – Horizontal – Classic White	
6-ft x 36-in Stair Rail	Step 1	1285876	441081	4.45-in x 4.45-in x 108-in Post Sleeve – Classic White (Fits over a 4x4 pressure treated post)	1 required for every 2 posts
	Step 2A	1285709	024292	4.55-in x 4.55-in Post Sleeve Flat Cap – Classic White	1 required per post
	Step 2B	1285707	024290	4.55-in x 4.55-in Post Sleeve Skirt – Classic White	1 required per post
	Steps 3, 4 & 5	1305097	WTRD0636SSELK	67.5-in x 36-in Select Rail Kit w. Round Aluminum Balusters – Stair – Classic White	
8-ft x 36-in Horizontal Rail	Step 1	1285719	024193	4.45-in x 4.45-in x 40-in Post Sleeve – Classic White (Fits over a 4x4 pressure treated post)	
	Step 2A	1285709	024292	4.55-in x 4.55-in Post Sleeve Flat Cap – Classic White	1 required per post
	Step 2B	1285707	024290	4.55-in x 4.55-in Post Sleeve Skirt – Classic White	1 required per post
	Step 3	1305139	SELALRAILSTIFFENER	Select 8-ft Aluminum Rail Stiffener (IRC)	Required for top rail
	Steps 3, 4 & 5	1305098	WTRD0836HSELK	91.5-in x 36-in Select Rail Kit w. Round Aluminum Balusters – Horizontal – Classic White	
8-ft x 36-in Stair Rail	Step 1	1285876	441081	4.45-in x 4.45-in x 108-in Post Sleeve – Classic White (Fits over a 4x4 pressure treated post)	1 required for every 2 posts
	Step 2A	1285709	024292	4.55-in x 4.55-in Post Sleeve Flat Cap – Classic White	1 required per post
	Step 2B	1285707	024290	4.55-in x 4.55-in Post Sleeve Skirt – Classic White	1 required per post
	Step 3	1305139	SELALRAILSTIFFENER	Select 8-ft Aluminum Rail Stiffener (IRC)	Required for top rail
	Steps 3, 4 & 5	1305099	WTRD0836SSELK	91.5-in x 36-in Select Rail Kit w. Round Aluminum Balusters – Stair – Classic White	
Accessories for 42-in Rail Height	Step 1	1285876	441081	4.45-in x 4.45-in x 108-in Post Sleeve – Classic White (Fits over a 4x4 pressure treated post)	Substitute item for 42-in Rail Height Horizontal and Stair installations; 1 required for every 2 posts
	Steps 3, 4 & 5 6-ft	1305135	WTRD0642HSELK	67.5-in x 42-in Select Rail kit w. Round Aluminum Balusters – Horizontal – Classic White	Substitute item for 42-in Rail Height Horizontal installations
	Steps 3, 4 & 5 8-ft	1305136	WTRD0842HSELK	91.5-in x 42-in Select Rail kit w. Round Aluminum Balusters – Horizontal – Classic White	Substitute item for 42-in Rail Height Horizontal installations
	Steps 3, 4 & 5 8-ft	1305137	WTRD0842SSELK	91.5-in x 42-in Select Rail kit w. Round Aluminum Balusters – Stair – Classic White	Substitute item for 42-in Rail Height Stair installations
Accessories	Accessory	1305134	PBKENHZBKT	Mounting Hardware for Cut Rails – Horizontal – Black	
	Accessory	1305138	PBKENSTBKT	Mounting Hardware for Cut Rails – Stair – Black	



TS-3

Enhance Naturals Decking: Toasted Sand
Transcend Railing: Charcoal Black composite posts and rails with round aluminum balusters in Charcoal Black


	Railing Style Step	Lowe's SOS Item #	Lowe's Model ID #	Description	1 required per section (unless otherwise noted)
6-ft x 36-in Horizontal Rail	Step 1	1285741	890002	4.45-in x 4.45-in x 40-in Post Sleeve – Charcoal Black (Fits over a 4x4 pressure treated post)	
	Step 2A	1285745	890005	4.55-in x 4.55-in Post Sleeve Flat Cap – Charcoal Black	1 required per post
	Step 2B	1285744	890001	4.55-in x 4.55-in Post Sleeve Skirt – Charcoal Black	1 required per post
	Step 3A	1286004	809330	67.5-in Crown Top Rail – Charcoal Black	
	Step 3B	1286018	809331	67.5-in Universal Top or Bottom Rail – Charcoal Black	
	Step 4	1286201	809346	30.25-in Round Aluminum Baluster Kit (20/box) – Charcoal Black	15 balusters required per section
	Step 5	1285962	809339	67.5-in Accessory Infill Kit for Round Balusters – Horizontal – Charcoal Black	
6-ft x 36-in Stair Rail	Step 1	1285871	441086	4.45-in x 4.45-in x 108-in Post Sleeve – Charcoal Black (Fits over a 4x4 pressure treated post)	1 required for every 2 posts
	Step 2A	1285745	890005	4.55-in x 4.55-in Post Sleeve Flat Cap – Charcoal Black	1 required per post
	Step 2B	1285744	890001	4.55-in x 4.55-in Post Sleeve Skirt – Charcoal Black	1 required per post
	Step 3A	1286004	809330	67.5-in Crown Top Rail – Charcoal Black	
	Step 3B	1286018	809331	67.5-in Universal Top or Bottom Rail – Charcoal Black	
	Step 4	1286201	809346	30.25-in Round Aluminum Baluster Kit (20/box) – Charcoal Black	12 balusters required per section
	Step 5	1285963	809340	67.5-in Accessory Infill Kit for Round Balusters – Stair – Charcoal Black	
8-ft x 36-in Horizontal Rail	Step 1	1285741	890002	4.45-in x 4.45-in x 40-in Post Sleeve – Charcoal Black (Fits over a 4x4 pressure treated post)	
	Step 2A	1285745	890005	4.55-in x 4.55-in Post Sleeve Flat Cap – Charcoal Black	1 required per post
	Step 2B	1285744	890001	4.55-in x 4.55-in Post Sleeve Skirt – Charcoal Black	1 required per post
	Step 3A	1286011	809333	91.5-in Crown Top Rail – Charcoal Black	
	Step 3B	1286025	809334	91.5-in Universal Top or Bottom Rail – Charcoal Black	
	Step 4	1286201	809346	30.25-in Round Aluminum Baluster Kit (20/box) – Charcoal Black	20 balusters required per section
	Step 5	1285960	809341	91.5-in Accessory Infill Kit for Round Balusters – Horizontal – Charcoal Black	
8-ft x 36-in Stair Rail	Step 1	1285871	441086	4.45-in x 4.45-in x 108-in Post Sleeve – Charcoal Black (Fits over a 4x4 pressure treated post)	1 required for every 2 posts
	Step 2A	1285745	890005	4.55-in x 4.55-in Post Sleeve Flat Cap – Charcoal Black	1 required per post
	Step 2B	1285744	890001	4.55-in x 4.55-in Post Sleeve Skirt – Charcoal Black	1 required per post
	Step 3A	1286011	809333	91.5-in Crown Top Rail – Charcoal Black	
	Step 3B	1286025	809334	91.5-in Universal Top or Bottom Rail – Charcoal Black	
	Step 4	1286201	809346	30.25-in Round Aluminum Baluster Kit (20/box) – Charcoal Black	16 balusters required per section
	Step 5	1285961	809342	91.5-in Accessory Infill Kit for Round Balusters – Stair – Charcoal Black	
Accessories for 42-in Rail Height	Step 1	1285871	441086	4.45-in x 4.45-in x 108-in Post Sleeve – Charcoal Black (Fits over a 4x4 pressure treated post)	Substitute item for 42-in Rail Height Horizontal and Stair installations; 1 required for every 2 posts
	Step 4	1286207	809347	36.25-in Round Aluminum Baluster Kit (20/box) – Charcoal Black	Substitute item for 42-in Rail Height Horizontal and Stair installations
Accessories	Accessory	1286049	809343	Mounting Hardware for Cut Rails – Horizontal – Charcoal Black	Additional hardware for cut railing sections
	Accessory	1286056	809344	Mounting Hardware for Cut Rails – Stair – Charcoal Black	Additional hardware for cut railing sections
	Accessory	1286150	890189	22.5 Degree Gasket Pack – Charcoal Black	Gaskets for 22.5 degree angles
	Accessory	1285763	890089	45 Degree Birdsmouth Gasket Pack (4x4 Post Sleeve) – Charcoal Black	Gaskets and hardware for 45 degree angles

COASTAL BLUFF

Trex Enhance® Naturals



1 CHOOSE A BOARD PROFILE




Grooved edge

For use with our **hidden fasteners** to create a smooth, screw-free deck surface. See page 115.



RECOMMENDED



Square edge

Best for borders and stair risers.

COASTAL BLUFF DECK BOARD PROFILES

	Dimensions	Lowe's SOS Item# (by the piece)	Lowe's SOS Model ID# (by the piece)	Lowe's SOS Item# (by the bundle: 56/Bundle)	Lowe's SOS Model ID# (by the bundle: 56/Bundle)	Description
1-in x 6-in Decking, Square Edge	1 x 6 x 12'	1288852	CB010612E2S01	1288805	CB010612E2S56	.94-in x 5.5-in x 12-ft Square Enhance Naturals Coastal Bluff
	1 x 6 x 16'	1288853	CB010616E2S01	1288806	CB010616E2S56	.94-in x 5.5-in x 16-ft Square Enhance Naturals Coastal Bluff
	1 x 6 x 20'	1288854	CB010620E2S01	1288807	CB010620E2S56	.94-in x 5.5-in x 20-ft Square Enhance Naturals Coastal Bluff
1-in x 6-in Decking, Grooved Edge	1 x 6 x 12'	1288901	CB010612E2G01	1288826	CB010612E2G56	.94-in x 5.5-in x 12-ft Grooved Enhance Naturals Coastal Bluff
	1 x 6 x 16'	1288902	CB010616E2G01	1288827	CB010616E2G56	.94-in x 5.5-in x 16-ft Grooved Enhance Naturals Coastal Bluff
	1 x 6 x 20'	1288871	CB010620E2G01	1288828	CB010620E2G56	.94-in x 5.5-in x 20-ft Grooved Enhance Naturals Coastal Bluff
Fascia	1 x 8 x 12'	1288880	CB010812E2S01	-	-	.56-in x 7.25-in x 12-ft Enhance Naturals Fascia Coastal Bluff
	1 x 12 x 12'	1288881	CB011212E2S01	-	-	.56-in x 11.375-in x 12-ft Enhance Naturals Fascia Coastal Bluff

2 SELECT A RAILING LOOK



CB-1



CB-2



CB-3



CB-1

Enhance Naturals Decking: Coastal Bluff

Transcend Railing: Classic White composite posts and Vintage Lantern rails with round aluminum balusters in Charcoal Black


	Railing Style Step	Lowe's SOS Item #	Lowe's Model ID #	Description	1 required per section (unless otherwise noted)
6-ft x 36-in Horizontal Rail	Step 1	1285719	024193	4.45-in x 4.45-in x 40-in Post Sleeve – Classic White (Fits over a 4x4 pressure treated post)	
	Step 2A	1285709	024292	4.55-in x 4.55-in Post Sleeve Flat Cap – Classic White	1 required per post
	Step 2B	1285707	024290	4.55-in x 4.55-in Post Sleeve Skirt – Classic White	1 required per post
	Step 3A	1286009	820330	67.5-in Crown Top Rail – Vintage Lantern	
	Step 3B	1286023	820331	67.5-in Universal Top or Bottom Rail – Vintage Lantern	
	Step 4	1286201	809346	30.25-in Round Aluminum Baluster Kit (20/box) – Charcoal Black	15 balusters required per section
	Step 5	1285994	820339	67.5-in Accessory Infill Kit for Round Balusters – Horizontal – Vintage Lantern	
6-ft x 36-in Stair Rail	Step 1	1285876	441081	4.45-in x 4.45-in x 108-in Post Sleeve – Classic White (Fits over a 4x4 pressure treated post)	1 required for every 2 posts
	Step 2A	1285709	024292	4.55-in x 4.55-in Post Sleeve Flat Cap – Classic White	1 required per post
	Step 2B	1285707	024290	4.55-in x 4.55-in Post Sleeve Skirt – Classic White	1 required per post
	Step 3A	1286009	820330	67.5-in Crown Top Rail – Vintage Lantern	
	Step 3B	1286023	820331	67.5-in Universal Top or Bottom Rail – Vintage Lantern	
	Step 4	1286201	809346	30.25-in Round Aluminum Baluster Kit (20/box) – Charcoal Black	12 balusters required per section
	Step 5	1285995	820340	67.5-in Accessory Infill Kit for Round Balusters – Stair – Vintage Lantern	
8-ft x 36-in Horizontal Rail	Step 1	1285719	024193	4.45-in x 4.45-in x 40-in Post Sleeve – Classic White (Fits over a 4x4 pressure treated post)	
	Step 2A	1285709	024292	4.55-in x 4.55-in Post Sleeve Flat Cap – Classic White	1 required per post
	Step 2B	1285707	024290	4.55-in x 4.55-in Post Sleeve Skirt – Classic White	1 required per post
	Step 3A	1286016	820333	91.5-in Crown Top Rail – Vintage Lantern	
	Step 3B	1286030	820334	91.5-in Universal Top or Bottom Rail – Vintage Lantern	
	Step 4	1286201	809346	30.25-in Round Aluminum Baluster Kit (20/box) – Charcoal Black	20 balusters required per section
	Step 5	1285992	820341	91.5-in Accessory Infill Kit for Round Balusters – Horizontal – Vintage Lantern	
8-ft x 36-in Stair Rail	Step 1	1285876	441081	4.45-in x 4.45-in x 108-in Post Sleeve – Classic White (Fits over a 4x4 pressure treated post)	1 required for every 2 posts
	Step 2A	1285709	024292	4.55-in x 4.55-in Post Sleeve Flat Cap – Classic White	1 required per post
	Step 2B	1285707	024290	4.55-in x 4.55-in Post Sleeve Skirt – Classic White	1 required per post
	Step 3A	1286016	820333	91.5-in Crown Top Rail – Vintage Lantern	
	Step 3B	1286030	820334	91.5-in Universal Top or Bottom Rail – Vintage Lantern	
	Step 4	1286201	809346	30.25-in Round Aluminum Baluster Kit (20/box) – Charcoal Black	16 balusters required per section
	Step 5	1285993	820342	91.5-in Accessory Infill Kit for Round Balusters – Stair – Vintage Lantern	
Accessories for 42-in Rail Height	Step 1	1285876	441081	4.45-in x 4.45-in x 108-in Post Sleeve – Classic White (Fits over a 4x4 pressure treated post)	Substitute item for 42-in Rail Height Horizontal and Stair installations; 1 required for every 2 posts
	Step 4	1286207	809347	36.25-in Round Aluminum Baluster Kit (20/box) – Charcoal Black	Substitute item for 42-in Rail Height Horizontal and Stair installations
Accessories	Accessory	1286045	820343	Mounting Hardware for Cut Rails – Horizontal – Vintage Lantern	Additional hardware for cut railing sections
	Accessory	1286052	820344	Mounting Hardware for Cut Rails – Stair – Vintage Lantern	Additional hardware for cut railing sections
	Accessory	1286155	820189	22.5 Degree Gasket Pack – Vintage Lantern	Gaskets for 22.5 degree angles
	Accessory	1285840	820089	45 Degree Birdsmouth Gasket Pack (4x4 Post Sleeve) – Vintage Lantern	Gaskets and hardware for 45 degree angles



CB-2

Enhance Naturals Decking: Coastal Bluff
Select Railing: Classic White composite posts and rails with round aluminum balusters in Charcoal Black

	Railing Style Step	Lowe's SOS Item #	Lowe's Model ID #	Description	1 required per section (unless otherwise noted)
6-ft x 36-in Horizontal Rail	Step 1	1285719	024193	4.45-in x 4.45-in x 40-in Post Sleeve – Classic White (Fits over a 4x4 pressure treated post)	
	Step 2A	1285709	024292	4.55-in x 4.55-in Post Sleeve Flat Cap – Classic White	1 required per post
	Step 2B	1285707	024290	4.55-in x 4.55-in Post Sleeve Skirt – Classic White	1 required per post
	Steps 3, 4 & 5	1305096	WTRD0636HSELK	67.5-in x 36-in Select Rail Kit w. Round Aluminum Balusters – Horizontal – Classic White	
6-ft x 36-in Stair Rail	Step 1	1285876	441081	4.45-in x 4.45-in x 108-in Post Sleeve – Classic White (Fits over a 4x4 pressure treated post)	1 required for every 2 posts
	Step 2A	1285709	024292	4.55-in x 4.55-in Post Sleeve Flat Cap – Classic White	1 required per post
	Step 2B	1285707	024290	4.55-in x 4.55-in Post Sleeve Skirt – Classic White	1 required per post
	Steps 3, 4 & 5	1305097	WTRD0636SSELK	67.5-in x 36-in Select Rail Kit w. Round Aluminum Balusters – Stair – Classic White	
8-ft x 36-in Horizontal Rail	Step 1	1285719	024193	4.45-in x 4.45-in x 40-in Post Sleeve – Classic White (Fits over a 4x4 pressure treated post)	
	Step 2A	1285709	024292	4.55-in x 4.55-in Post Sleeve Flat Cap – Classic White	1 required per post
	Step 2B	1285707	024290	4.55-in x 4.55-in Post Sleeve Skirt – Classic White	1 required per post
	Step 3	1305139	SELALRAILSTIFFENER	Select 8-ft Aluminum Rail Stiffener (IRC)	Required for top rail
	Steps 3, 4 & 5	1305098	WTRD0836HSELK	91.5-in x 36-in Select Rail Kit w. Round Aluminum Balusters – Horizontal – Classic White	
8-ft x 36-in Stair Rail	Step 1	1285876	441081	4.45-in x 4.45-in x 108-in Post Sleeve – Classic White (Fits over a 4x4 pressure treated post)	1 required for every 2 posts
	Step 2A	1285709	024292	4.55-in x 4.55-in Post Sleeve Flat Cap – Classic White	1 required per post
	Step 2B	1285707	024290	4.55-in x 4.55-in Post Sleeve Skirt – Classic White	1 required per post
	Step 3	1305139	SELALRAILSTIFFENER	Select 8-ft Aluminum Rail Stiffener (IRC)	Required for top rail
	Steps 3, 4 & 5	1305099	WTRD0836SSELK	91.5-in x 36-in Select Rail Kit w. Round Aluminum Balusters – Stair – Classic White	
Accessories for 42-in Rail Height	Step 1	1285876	441081	4.45-in x 4.45-in x 108-in Post Sleeve – Classic White (Fits over a 4x4 pressure treated post)	Substitute item for 42-in Rail Height Horizontal and Stair installations; 1 required for every 2 posts
	Steps 3, 4 & 5 6-ft	1305135	WTRD0642HSELK	67.5-in x 42-in Select Rail kit w. Round Aluminum Balusters – Horizontal – Classic White	Substitute item for 42-in Rail Height Horizontal installations
	Steps 3, 4 & 5 8-ft	1305136	WTRD0842HSELK	91.5-in x 42-in Select Rail kit w. Round Aluminum Balusters – Horizontal – Classic White	Substitute item for 42-in Rail Height Horizontal installations
	Steps 3, 4 & 5 8-ft	1305137	WTRD0842SSELK	91.5-in x 42-in Select Rail kit w. Round Aluminum Balusters – Stair – Classic White	Substitute item for 42-in Rail Height Stair installations
Accessories	Accessory	1305134	PBKENHZBKT	Mounting Hardware for Cut Rails – Horizontal – Black	
	Accessory	1305138	PBKENSTBKT	Mounting Hardware for Cut Rails – Stair – Black	



CB-3

Enhance Naturals Decking: Coastal Bluff

Transcend Railing: Charcoal Black composite posts and rails with round aluminum balusters in Charcoal Black

	Railing Style Step	Lowe's SOS Item #	Lowe's Model ID #	Description	1 required per section (unless otherwise noted)
6-ft x 36-in Horizontal Rail	Step 1	1285741	890002	4.45-in x 4.45-in x 40-in Post Sleeve – Charcoal Black (Fits over a 4x4 pressure treated post)	
	Step 2A	1285745	890005	4.55-in x 4.55-in Post Sleeve Flat Cap – Charcoal Black	1 required per post
	Step 2B	1285744	890001	4.55-in x 4.55-in Post Sleeve Skirt – Charcoal Black	1 required per post
	Step 3A	1286004	809330	67.5-in Crown Top Rail – Charcoal Black	
	Step 3B	1286018	809331	67.5-in Universal Top or Bottom Rail – Charcoal Black	
	Step 4	1286201	809346	30.25-in Round Aluminum Baluster Kit (20/box) – Charcoal Black	15 balusters required per section
	Step 5	1285962	809339	67.5-in Accessory Infill Kit for Round Balusters – Horizontal – Charcoal Black	
6-ft x 36-in Stair Rail	Step 1	1285871	441086	4.45-in x 4.45-in x 108-in Post Sleeve – Charcoal Black (Fits over a 4x4 pressure treated post)	1 required for every 2 posts
	Step 2A	1285745	890005	4.55-in x 4.55-in Post Sleeve Flat Cap – Charcoal Black	1 required per post
	Step 2B	1285744	890001	4.55-in x 4.55-in Post Sleeve Skirt – Charcoal Black	1 required per post
	Step 3A	1286004	809330	67.5-in Crown Top Rail – Charcoal Black	
	Step 3B	1286018	809331	67.5-in Universal Top or Bottom Rail – Charcoal Black	
	Step 4	1286201	809346	30.25-in Round Aluminum Baluster Kit (20/box) – Charcoal Black	12 balusters required per section
	Step 5	1285963	809340	67.5-in Accessory Infill Kit for Round Balusters – Stair – Charcoal Black	
8-ft x 36-in Horizontal Rail	Step 1	1285741	890002	4.45-in x 4.45-in x 40-in Post Sleeve – Charcoal Black (Fits over a 4x4 pressure treated post)	
	Step 2A	1285745	890005	4.55-in x 4.55-in Post Sleeve Flat Cap – Charcoal Black	1 required per post
	Step 2B	1285744	890001	4.55-in x 4.55-in Post Sleeve Skirt – Charcoal Black	1 required per post
	Step 3A	1286011	809333	91.5-in Crown Top Rail – Charcoal Black	
	Step 3B	1286025	809334	91.5-in Universal Top or Bottom Rail – Charcoal Black	
	Step 4	1286201	809346	30.25-in Round Aluminum Baluster Kit (20/box) – Charcoal Black	20 balusters required per section
	Step 5	1285960	809341	91.5-in Accessory Infill Kit for Round Balusters – Horizontal – Charcoal Black	
8-ft x 36-in Stair Rail	Step 1	1285871	441086	4.45-in x 4.45-in x 108-in Post Sleeve – Charcoal Black (Fits over a 4x4 pressure treated post)	1 required for every 2 posts
	Step 2A	1285745	890005	4.55-in x 4.55-in Post Sleeve Flat Cap – Charcoal Black	1 required per post
	Step 2B	1285744	890001	4.55-in x 4.55-in Post Sleeve Skirt – Charcoal Black	1 required per post
	Step 3A	1286011	809333	91.5-in Crown Top Rail – Charcoal Black	
	Step 3B	1286025	809334	91.5-in Universal Top or Bottom Rail – Charcoal Black	
	Step 4	1286201	809346	30.25-in Round Aluminum Baluster Kit (20/box) – Charcoal Black	16 balusters required per section
	Step 5	1285961	809342	91.5-in Accessory Infill Kit for Round Balusters – Stair – Charcoal Black	
Accessories for 42-in Rail Height	Step 1	1285871	441086	4.45-in x 4.45-in x 108-in Post Sleeve – Charcoal Black (Fits over a 4x4 pressure treated post)	Substitute item for 42-in Rail Height Horizontal and Stair installations; 1 required for every 2 posts
	Step 4	1286207	809347	36.25-in Round Aluminum Baluster Kit (20/box) – Charcoal Black	Substitute item for 42-in Rail Height Horizontal and Stair installations
Accessories	Accessory	1286049	809343	Mounting Hardware for Cut Rails – Horizontal – Charcoal Black	Additional hardware for cut railing sections
	Accessory	1286056	809344	Mounting Hardware for Cut Rails – Stair – Charcoal Black	Additional hardware for cut railing sections
	Accessory	1286150	890189	22.5 Degree Gasket Pack – Charcoal Black	Gaskets for 22.5 degree angles
	Accessory	1285763	890089	45 Degree Birdsmouth Gasket Pack (4x4 Post Sleeve) – Charcoal Black	Gaskets and hardware for 45 degree angles

CLAM SHELL

Trex Enhance® Basics



SEE CLAM SHELL
ON-SHELF OPTIONS
ON PAGES 22-23
Available in select stores

1 CHOOSE A BOARD PROFILE




Grooved edge

For use with our **hidden fasteners** to create a smooth, screw-free deck surface. See page 115.



RECOMMENDED



Square edge

Best for borders and stair risers.

CLAM SHELL DECK BOARD PROFILES

	Dimensions	Lowe's SOS Item# (by the piece)	Lowe's SOS Model ID# (by the piece)	Lowe's SOS Item# (by the bundle: 56/Bundle)	Lowe's SOS Model ID# (by the bundle: 56/Bundle)	Description
1-in x 6-in Decking, Square Edge	1 x 6 x 12'	1288864	CS010612E2S01	1288819	CS010612E2S56	.94-in x 5.5-in x 12-ft Square Enhance Basics Clam Shell
	1 x 6 x 16'	1288865	CS010616E2S01	1288820	CS010616E2S56	.94-in x 5.5-in x 16-ft Square Enhance Basics Clam Shell
	1 x 6 x 20'	1288866 / 883780	CS010620E2S01	1288821 / 883779	CS010620E2S56	.94-in x 5.5-in x 20-ft Square Enhance Basics Clam Shell
1-in x 6-in Decking, Grooved Edge	1 x 6 x 12'	1288907	CS010612E2G01	1288838	CS010612E2G56	.94-in x 5.5-in x 12-ft Grooved Enhance Basics Clam Shell
	1 x 6 x 16'	1288908	CS010616E2G01	1288839	CS010616E2G56	.94-in x 5.5-in x 16-ft Grooved Enhance Basics Clam Shell
	1 x 6 x 20'	1288874	CS010620E2G01	1288840	CS010620E2G56	.94-in x 5.5-in x 20-ft Grooved Enhance Basics Clam Shell
Fascia	1 x 8 x 12'	1288878 / 1574137	CS010812E2S01	-	-	.56-in x 7.25-in x 12-ft Enhance Basics Fascia Clam Shell
	1 x 12 x 12'	1288879 / 4952315	CS011212E2S01	-	-	.56-in x 11.375-in x 12-ft Enhance Basics Fascia Clam Shell

2 SELECT A RAILING LOOK



CS-6



CS-4



CS-3




CS-6

Enhance Basics Decking: Clam Shell

Transcend Railing: Classic White composite posts and rails with round aluminum balusters in Charcoal Black

	Railing Style Step	Lowe's SOS Item #	Lowe's Model ID #	Description	1 required per section (unless otherwise noted)
6-ft x 36-in Horizontal Rail	Step 1	1285719	024193	4.45-in x 4.45-in x 40-in Post Sleeve – Classic White (Fits over a 4x4 pressure treated post)	
	Step 2A	1285709	024292	4.55-in x 4.55-in Post Sleeve Flat Cap – Classic White	1 required per post
	Step 2B	1285707	024290	4.55-in x 4.55-in Post Sleeve Skirt – Classic White	1 required per post
	Step 3A	1286005	808330	67.5-in Crown Top Rail – Classic White	
	Step 3B	1286019	808331	67.5-in Universal Top or Bottom Rail – Classic White	
	Step 4	1286201	809346	30.25-in Round Aluminum Baluster Kit (20/box) – Charcoal Black	15 balusters required per section
	Step 5	1285954	808339	67.5-in Accessory Infill Kit for Round Balusters – Horizontal – Classic White	
6-ft x 36-in Stair Rail	Step 1	1285876	441081	4.45-in x 4.45-in x 108-in Post Sleeve – Classic White (Fits over a 4x4 pressure treated post)	1 required for every 2 posts
	Step 2A	1285709	024292	4.55-in x 4.55-in Post Sleeve Flat Cap – Classic White	1 required per post
	Step 2B	1285707	024290	4.55-in x 4.55-in Post Sleeve Skirt – Classic White	1 required per post
	Step 3A	1286005	808330	67.5-in Crown Top Rail – Classic White	
	Step 3B	1286019	808331	67.5-in Universal Top or Bottom Rail – Classic White	
	Step 4	1286201	809346	30.25-in Round Aluminum Baluster Kit (20/box) – Charcoal Black	12 balusters required per section
	Step 5	1285955	808340	67.5-in Accessory Infill Kit for Round Balusters – Stair – Classic White	
8-ft x 36-in Horizontal Rail	Step 1	1285719	024193	4.45-in x 4.45-in x 40-in Post Sleeve – Classic White (Fits over a 4x4 pressure treated post)	
	Step 2A	1285709	024292	4.55-in x 4.55-in Post Sleeve Flat Cap – Classic White	1 required per post
	Step 2B	1285707	024290	4.55-in x 4.55-in Post Sleeve Skirt – Classic White	1 required per post
	Step 3A	1286012	808333	91.5-in Crown Top Rail – Classic White	
	Step 3B	1286026	808334	91.5-in Universal Top or Bottom Rail – Classic White	
	Step 4	1286201	809346	30.25-in Round Aluminum Baluster Kit (20/box) – Charcoal Black	20 balusters required per section
	Step 5	1285952	808341	91.5-in Accessory Infill Kit for Round Balusters – Horizontal – Classic White	
8-ft x 36-in Stair Rail	Step 1	1285876	808341	4.45-in x 4.45-in x 108-in Post Sleeve – Classic White (Fits over a 4x4 pressure treated post)	1 required for every 2 posts
	Step 2A	1285709	024292	4.55-in x 4.55-in Post Sleeve Flat Cap – Classic White	1 required per post
	Step 2B	1285707	024290	4.55-in x 4.55-in Post Sleeve Skirt – Classic White	1 required per post
	Step 3A	1286012	808333	91.5-in Crown Top Rail – Classic White	
	Step 3B	1286026	808334	91.5-in Universal Top or Bottom Rail – Classic White	
	Step 4	1286201	809346	30.25-in Round Aluminum Baluster Kit (20/box) – Charcoal Black	16 balusters required per section
	Step 5	1285953	808342	91.5-in Accessory Infill Kit for Round Balusters – Stair – Classic White	
Accessories for 42-in Rail Height	Step 1	1285876	441081	4.45-in x 4.45-in x 108-in Post Sleeve – Classic White (Fits over a 4x4 pressure treated post)	Substitute item for 42-in Rail Height Horizontal and Stair installations; 1 required for every 2 posts
	Step 4	1286207	809347	36.25-in Round Aluminum Baluster Kit (20/box) – Charcoal Black	Substitute item for 42-in Rail Height Horizontal and Stair installations
Accessories	Accessory	1286043	808343	Mounting Hardware for Cut Rails – Horizontal – Classic White	Additional hardware for cut railing sections
	Accessory	1286050	808344	Mounting Hardware for Cut Rails – Stair – Classic White	Additional hardware for cut railing sections
	Accessory	1286151	840189	22.5 Degree Gasket Pack – Classic White	Gaskets for 22.5 degree angles
	Accessory	1285725	034488	45 Degree Birdsmouth Gasket Pack (4x4 Post Sleeve) – Classic White	Gaskets and hardware for 45 degree angles



CS-4

Enhance Basics Decking: Clam Shell

Transcend Railing: Charcoal Black composite posts and rails with round aluminum balusters in Charcoal Black

	Railing Style Step	Lowe's SOS Item #	Lowe's Model ID #	Description	1 required per section (unless otherwise noted)
6-ft x 36-in Horizontal Rail	Step 1	1285741	890002	4.45-in x 4.45-in x 40-in Post Sleeve – Charcoal Black (Fits over a 4x4 pressure treated post)	
	Step 2A	1285745	890005	4.55-in x 4.55-in Post Sleeve Flat Cap – Charcoal Black	1 required per post
	Step 2B	1285744	890001	4.55-in x 4.55-in Post Sleeve Skirt – Charcoal Black	1 required per post
	Step 3A	1286004	809330	67.5-in Crown Top Rail – Charcoal Black	
	Step 3B	1286018	809331	67.5-in Universal Top or Bottom Rail – Charcoal Black	
	Step 4	1286201	809346	30.25-in Round Aluminum Baluster Kit (20/box) – Charcoal Black	15 balusters required per section
	Step 5	1285962	809339	67.5-in Accessory Infill Kit for Round Balusters – Horizontal – Charcoal Black	
6-ft x 36-in Stair Rail	Step 1	1285871	441086	4.45-in x 4.45-in x 108-in Post Sleeve – Charcoal Black (Fits over a 4x4 pressure treated post)	1 required for every 2 posts
	Step 2A	1285745	890005	4.55-in x 4.55-in Post Sleeve Flat Cap – Charcoal Black	1 required per post
	Step 2B	1285744	890001	4.55-in x 4.55-in Post Sleeve Skirt – Charcoal Black	1 required per post
	Step 3A	1286004	809330	67.5-in Crown Top Rail – Charcoal Black	
	Step 3B	1286018	809331	67.5-in Universal Top or Bottom Rail – Charcoal Black	
	Step 4	1286201	809346	30.25-in Round Aluminum Baluster Kit (20/box) – Charcoal Black	12 balusters required per section
	Step 5	1285963	809340	67.5-in Accessory Infill Kit for Round Balusters – Stair – Charcoal Black	
8-ft x 36-in Horizontal Rail	Step 1	1285741	890002	4.45-in x 4.45-in x 40-in Post Sleeve – Charcoal Black (Fits over a 4x4 pressure treated post)	
	Step 2A	1285745	890005	4.55-in x 4.55-in Post Sleeve Flat Cap – Charcoal Black	1 required per post
	Step 2B	1285744	890001	4.55-in x 4.55-in Post Sleeve Skirt – Charcoal Black	1 required per post
	Step 3A	1286011	809333	91.5-in Crown Top Rail – Charcoal Black	
	Step 3B	1286025	809334	91.5-in Universal Top or Bottom Rail – Charcoal Black	
	Step 4	1286201	809346	30.25-in Round Aluminum Baluster Kit (20/box) – Charcoal Black	20 balusters required per section
	Step 5	1285960	809341	91.5-in Accessory Infill Kit for Round Balusters – Horizontal – Charcoal Black	
8-ft x 36-in Stair Rail	Step 1	1285871	441086	4.45-in x 4.45-in x 108-in Post Sleeve – Charcoal Black (Fits over a 4x4 pressure treated post)	1 required for every 2 posts
	Step 2A	1285745	890005	4.55-in x 4.55-in Post Sleeve Flat Cap – Charcoal Black	1 required per post
	Step 2B	1285744	890001	4.55-in x 4.55-in Post Sleeve Skirt – Charcoal Black	1 required per post
	Step 3A	1286011	809333	91.5-in Crown Top Rail – Charcoal Black	
	Step 3B	1286025	809334	91.5-in Universal Top or Bottom Rail – Charcoal Black	
	Step 4	1286201	809346	30.25-in Round Aluminum Baluster Kit (20/box) – Charcoal Black	16 balusters required per section
	Step 5	1285961	809342	91.5-in Accessory Infill Kit for Round Balusters – Stair – Charcoal Black	
Accessories for 42-in Rail Height	Step 1	1285871	441086	4.45-in x 4.45-in x 108-in Post Sleeve – Charcoal Black (Fits over a 4x4 pressure treated post)	Substitute item for 42-in Rail Height Horizontal and Stair installations; 1 required for every 2 posts
	Step 4	1286207	809347	36.25-in Round Aluminum Baluster Kit (20/box) – Charcoal Black	Substitute item for 42-in Rail Height Horizontal and Stair installations
Accessories	Accessory	1286049	809343	Mounting Hardware for Cut Rails – Horizontal – Charcoal Black	Additional hardware for cut railing sections
	Accessory	1286056	809344	Mounting Hardware for Cut Rails – Stair – Charcoal Black	Additional hardware for cut railing sections
	Accessory	1286150	890189	22.5 Degree Gasket Pack – Charcoal Black	Gaskets for 22.5 degree angles
	Accessory	1285763	890089	45 Degree Birdsmouth Gasket Pack (4x4 Post Sleeve) – Charcoal Black	Gaskets and hardware for 45 degree angles



CS-3

Enhance Basics Decking: Clam Shell

Transcend Railing: Classic White composite posts, rails and square balusters

	Railing Style Step	Lowe's SOS Item #	Lowe's Model ID #	Description	1 required per section (unless otherwise noted)
6-ft x 36-in Horizontal Rail	Step 1	1285719	024193	4.45-in x 4.45-in x 40-in Post Sleeve – Classic White (Fits over a 4x4 pressure treated post)	
	Step 2A	1285709	024292	4.55-in x 4.55-in Post Sleeve Flat Cap – Classic White	1 required per post
	Step 2B	1285707	024290	4.55-in x 4.55-in Post Sleeve Skirt – Classic White	1 required per post
	Steps 3, 4 & 5	1285605	032805	67.5-in x 36-in Transcend Rail kit w. Square Balusters – Horizontal – Classic White	
6-ft x 36-in Stair Rail	Step 1	1285876	441081	4.45-in x 4.45-in x 108-in Post Sleeve – Classic White (Fits over a 4x4 pressure treated post)	1 required for every 2 posts
	Step 2A	1285709	024292	4.55-in x 4.55-in Post Sleeve Flat Cap – Classic White	1 required per post
	Step 2B	1285707	024290	4.55-in x 4.55-in Post Sleeve Skirt – Classic White	1 required per post
	Steps 3, 4 & 5	1285607	032808	67.5-in x 36-in Transcend Rail kit w. Square Balusters – Stair – Classic White	
8-ft x 36-in Horizontal Rail	Step 1	1285719	024193	4.45-in x 4.45-in x 40-in Post Sleeve – Classic White (Fits over a 4x4 pressure treated post)	
	Step 2A	1285709	024292	4.55-in x 4.55-in Post Sleeve Flat Cap – Classic White	1 required per post
	Step 2B	1285707	024290	4.55-in x 4.55-in Post Sleeve Skirt – Classic White	1 required per post
	Steps 3, 4 & 5	1285606	032806	91.5-in x 36-in Transcend Rail kit w. Square Balusters – Horizontal – Classic White	
8-ft x 36-in Stair Rail	Step 1	1285876	441081	4.45-in x 4.45-in x 108-in Post Sleeve – Classic White (Fits over a 4x4 pressure treated post)	1 required for every 2 posts
	Step 2A	1285709	024292	4.55-in x 4.55-in Post Sleeve Flat Cap – Classic White	1 required per post
	Step 2B	1285707	024290	4.55-in x 4.55-in Post Sleeve Skirt – Classic White	1 required per post
	Steps 3, 4 & 5	1285608	032809	91.5-in x 36-in Transcend Rail kit w. Square Balusters – Stair – Classic White	
Accessories for 42-in Rail Height	Step 1	1285876	441081	4.45-in x 4.45-in x 108-in Post Sleeve – Classic White (Fits over a 4x4 pressure treated post)	Substitute item for 42-in Rail Height Horizontal and Stair installations; 1 required for every 2 posts
	Steps 3, 4 & 5 6-ft	1305050	WT0642HRK	67.5-in x 42-in Transcend Rail kit w. Square Balusters – Horizontal – Classic White	Substitute item for 42-in Rail Height Horizontal installations
	Steps 3, 4 & 5 8-ft	1305049	WT0842HRK	91.5-in x 42-in Transcend Rail kit w. Square Balusters – Horizontal – Classic White	Substitute item for 42-in Rail Height Horizontal installations
	Steps 3, 4 & 5 8-ft	1305048	WT0842SRK	91.5-in x 42-in Transcend Rail kit w. Square Balusters – Stair – Classic White	Substitute item for 42-in Rail Height Stair installations
Accessories	Accessory	1286043	808343	Mounting Hardware for Cut Rails – Horizontal – Classic White	Additional hardware for cut railing sections
	Accessory	1286050	808344	Mounting Hardware for Cut Rails – Stair – Classic White	Additional hardware for cut railing sections
	Accessory	1286151	840189	22.5 Degree Gasket Pack – Classic White	Gaskets for 22.5 degree angles
	Accessory	1285725	034488	45 Degree Birdsmouth Gasket Pack (4x4 Post Sleeve) – Classic White	Gaskets and hardware for 45 degree angles

BEACH DUNE

Trex Enhance® Basics



1 CHOOSE A BOARD PROFILE




Grooved edge

For use with our **hidden fasteners** to create a smooth, screw-free deck surface. See page 115.



RECOMMENDED



Square edge

Best for borders and stair risers.

BEACH DUNE DECK BOARD PROFILES

	Dimensions	Lowe's SOS Item# (by the piece)	Lowe's SOS Model ID# (by the piece)	Lowe's SOS Item# (by the bundle: 56/Bundle)	Lowe's SOS Model ID# (by the bundle: 56/Bundle)	Description
1-in x 6-in Decking, Square Edge	1 x 6 x 12'	1288861	BD010612E2S01	1288815	BD010612E2S56	.94-in x 5.5-in x 12-ft Square Enhance Basics Beach Dune
	1 x 6 x 16'	1288862	BD010616E2S01	1288816	BD010616E2S56	.94-in x 5.5-in x 16-ft Square Enhance Basics Beach Dune
	1 x 6 x 20'	1288863	BD010620E2S01	1288817	BD010620E2S56	.94-in x 5.5-in x 20-ft Square Enhance Basics Beach Dune
1-in x 6-in Decking, Grooved Edge	1 x 6 x 12'	1288899	BD010612E2G01	1288835	BD010612E2G56	.94-in x 5.5-in x 12-ft Grooved Enhance Basics Beach Dune
	1 x 6 x 16'	1288900	BD010616E2G01	1288836	BD010616E2G56	.94-in x 5.5-in x 16-ft Grooved Enhance Basics Beach Dune
	1 x 6 x 20'	1288870	BD010620E2G01	1288837	BD010620E2G56	.94-in x 5.5-in x 20-ft Grooved Enhance Basics Beach Dune
Fascia	1 x 8 x 12'	1288911	BD010812E2S01	-	-	.56-in x 7.25-in x 12-ft Enhance Basics Fascia Beach Dune
	1 x 12 x 12'	1288912	BD011212E2S01	-	-	.56-in x 11.375-in x 12-ft Enhance Basics Fascia Beach Dune

2 SELECT A RAILING LOOK



BD-11



BD-4



BD-5



BD-11

Enhance Basics Decking: Beach Dune

Transcend Railing: Classic White composite posts, rails and square balusters

	Railing Style Step	Lowe's SOS Item #	Lowe's Model ID #	Description	1 required per section (unless otherwise noted)
6-ft x 36-in Horizontal Rail	Step 1	1285719	024193	4.45-in x 4.45-in x 40-in Post Sleeve – Classic White (Fits over a 4x4 pressure treated post)	
	Step 2A	1285709	024292	4.55-in x 4.55-in Post Sleeve Flat Cap – Classic White	1 required per post
	Step 2B	1285707	024290	4.55-in x 4.55-in Post Sleeve Skirt – Classic White	1 required per post
	Steps 3, 4 & 5	1285605	032805	67.5-in x 36-in Transcend Rail kit w. Square Balusters – Horizontal – Classic White	
6-ft x 36-in Stair Rail	Step 1	1285876	441081	4.45-in x 4.45-in x 108-in Post Sleeve – Classic White (Fits over a 4x4 pressure treated post)	1 required for every 2 posts
	Step 2A	1285709	024292	4.55-in x 4.55-in Post Sleeve Flat Cap – Classic White	1 required per post
	Step 2B	1285707	024290	4.55-in x 4.55-in Post Sleeve Skirt – Classic White	1 required per post
	Steps 3, 4 & 5	1285607	032808	67.5-in x 36-in Transcend Rail kit w. Square Balusters – Stair – Classic White	
8-ft x 36-in Horizontal Rail	Step 1	1285719	024193	4.45-in x 4.45-in x 40-in Post Sleeve – Classic White (Fits over a 4x4 pressure treated post)	
	Step 2A	1285709	024292	4.55-in x 4.55-in Post Sleeve Flat Cap – Classic White	1 required per post
	Step 2B	1285707	024290	4.55-in x 4.55-in Post Sleeve Skirt – Classic White	1 required per post
	Steps 3, 4 & 5	1285606	032806	91.5-in x 36-in Transcend Rail kit w. Square Balusters – Horizontal – Classic White	
8-ft x 36-in Stair Rail	Step 1	1285876	441081	4.45-in x 4.45-in x 108-in Post Sleeve – Classic White (Fits over a 4x4 pressure treated post)	1 required for every 2 posts
	Step 2A	1285709	024292	4.55-in x 4.55-in Post Sleeve Flat Cap – Classic White	1 required per post
	Step 2B	1285707	024290	4.55-in x 4.55-in Post Sleeve Skirt – Classic White	1 required per post
	Steps 3, 4 & 5	1285608	032809	91.5-in x 36-in Transcend Rail kit w. Square Balusters – Stair – Classic White	
Accessories for 42-in Rail Height	Step 1	1285876	441081	4.45-in x 4.45-in x 108-in Post Sleeve – Classic White (Fits over a 4x4 pressure treated post)	Substitute item for 42-in Rail Height Horizontal and Stair installations; 1 required for every 2 posts
	Steps 3, 4 & 5 6-ft	1305050	WT0642HRK	67.5-in x 42-in Transcend Rail kit w. Square Balusters – Horizontal – Classic White	Substitute item for 42-in Rail Height Horizontal installations
	Steps 3, 4 & 5 8-ft	1305049	WT0842HRK	91.5-in x 42-in Transcend Rail kit w. Square Balusters – Horizontal – Classic White	Substitute item for 42-in Rail Height Horizontal installations
	Steps 3, 4 & 5 8-ft	1305048	WT0842SRK	91.5-in x 42-in Transcend Rail kit w. Square Balusters – Stair – Classic White	Substitute item for 42-in Rail Height Stair installations
Accessories	Accessory	1286043	808343	Mounting Hardware for Cut Rails – Horizontal – Classic White	Additional hardware for cut railing sections
	Accessory	1286050	808344	Mounting Hardware for Cut Rails – Stair – Classic White	Additional hardware for cut railing sections
	Accessory	1286151	840189	22.5 Degree Gasket Pack – Classic White	Gaskets for 22.5 degree angles
	Accessory	1285725	034488	45 Degree Birdsmouth Gasket Pack (4x4 Post Sleeve) – Classic White	Gaskets and hardware for 45 degree angles




BD-4

Enhance Basics Decking: Beach Dune

Transcend Railing: Classic White composite posts and rails and with round aluminum balusters in Charcoal Black

	Railing Style Step	Lowe's SOS Item #	Lowe's Model ID #	Description	1 required per section (unless otherwise noted)
6-ft x 36-in Horizontal Rail	Step 1	1285719	024193	4.45-in x 4.45-in x 40-in Post Sleeve – Classic White (Fits over a 4x4 pressure treated post)	
	Step 2A	1285709	024292	4.55-in x 4.55-in Post Sleeve Flat Cap – Classic White	1 required per post
	Step 2B	1285707	024290	4.55-in x 4.55-in Post Sleeve Skirt – Classic White	1 required per post
	Step 3A	1286005	808330	67.5-in Crown Top Rail – Classic White	
	Step 3B	1286019	808331	67.5-in Universal Top or Bottom Rail – Classic White	
	Step 4	1286201	809346	30.25-in Round Aluminum Baluster Kit (20/box) – Charcoal Black	15 balusters required per section
	Step 5	1285954	808339	67.5-in Accessory Infill Kit for Round Balusters – Horizontal – Classic White	
6-ft x 36-in Stair Rail	Step 1	1285876	441081	4.45-in x 4.45-in x 108-in Post Sleeve – Classic White (Fits over a 4x4 pressure treated post)	1 required for every 2 posts
	Step 2A	1285709	024292	4.55-in x 4.55-in Post Sleeve Flat Cap – Classic White	1 required per post
	Step 2B	1285707	024290	4.55-in x 4.55-in Post Sleeve Skirt – Classic White	1 required per post
	Step 3A	1286005	808330	67.5-in Crown Top Rail – Classic White	
	Step 3B	1286019	808331	67.5-in Universal Top or Bottom Rail – Classic White	
	Step 4	1286201	809346	30.25-in Round Aluminum Baluster Kit (20/box) – Charcoal Black	12 balusters required per section
	Step 5	1285955	808340	67.5-in Accessory Infill Kit for Round Balusters – Stair – Classic White	
8-ft x 36-in Horizontal Rail	Step 1	1285719	024193	4.45-in x 4.45-in x 40-in Post Sleeve – Classic White (Fits over a 4x4 pressure treated post)	
	Step 2A	1285709	024292	4.55-in x 4.55-in Post Sleeve Flat Cap – Classic White	1 required per post
	Step 2B	1285707	024290	4.55-in x 4.55-in Post Sleeve Skirt – Classic White	1 required per post
	Step 3A	1286012	808333	91.5-in Crown Top Rail – Classic White	
	Step 3B	1286026	808334	91.5-in Universal Top or Bottom Rail – Classic White	
	Step 4	1286201	809346	30.25-in Round Aluminum Baluster Kit (20/box) – Charcoal Black	20 balusters required per section
	Step 5	1285952	808341	91.5-in Accessory Infill Kit for Round Balusters – Horizontal – Classic White	
8-ft x 36-in Stair Rail	Step 1	1285876	441081	4.45-in x 4.45-in x 108-in Post Sleeve – Classic White (Fits over a 4x4 pressure treated post)	1 required for every 2 posts
	Step 2A	1285709	024292	4.55-in x 4.55-in Post Sleeve Flat Cap – Classic White	1 required per post
	Step 2B	1285707	024290	4.55-in x 4.55-in Post Sleeve Skirt – Classic White	1 required per post
	Step 3A	1286012	808333	91.5-in Crown Top Rail – Classic White	
	Step 3B	1286026	808334	91.5-in Universal Top or Bottom Rail – Classic White	
	Step 4	1286201	809346	30.25-in Round Aluminum Baluster Kit (20/box) – Charcoal Black	16 balusters required per section
	Step 5	1285953	808342	91.5-in Accessory Infill Kit for Round Balusters – Stair – Classic White	
Accessories for 42-in Rail Height	Step 1	1285876	441081	4.45-in x 4.45-in x 108-in Post Sleeve – Classic White (Fits over a 4x4 pressure treated post)	Substitute item for 42-in Rail Height Horizontal and Stair installations; 1 required for every 2 posts
	Step 4	1286207	809347	36.25-in Round Aluminum Baluster Kit (20/box) – Charcoal Black	Substitute item for 42-in Rail Height Horizontal and Stair installations
Accessories	Accessory	1286043	808343	Mounting Hardware for Cut Rails – Horizontal – Classic White	Additional hardware for cut railing sections
	Accessory	1286050	808344	Mounting Hardware for Cut Rails – Stair – Classic White	Additional hardware for cut railing sections
	Accessory	1286151	840189	22.5 Degree Gasket Pack – Classic White	Gaskets for 22.5 degree angles
	Accessory	1285725	034488	45 Degree Birdsmouth Gasket Pack (4x4 Post Sleeve) – Classic White	Gaskets and hardware for 45 degree angles



BD-5

Enhance Basics Decking: Beach Dune

Transcend Railing: Vintage Lantern composite posts and rails and with round aluminum balusters in Charcoal Black

	Railing Style Step	Lowe's SOS Item #	Lowe's Model ID #	Description	1 required per section (unless otherwise noted)
6-ft x 36-in Horizontal Rail	Step 1	1285828	820002	4.45-in x 4.45-in x 40-in Post Sleeve – Vintage Lantern (Fits over a 4x4 pressure treated post)	
	Step 2A	1285776	820005	4.55-in x 4.55-in Post Sleeve Flat Cap – Vintage Lantern	1 required per post
	Step 2B	1285784	820001	4.55-in x 4.55-in Post Sleeve Skirt – Vintage Lantern	1 required per post
	Step 3A	1286009	820330	67.5-in Crown Top Rail – Vintage Lantern	
	Step 3B	1286023	820331	67.5-in Universal Top or Bottom Rail – Vintage Lantern	
	Step 4	1286201	809346	30.25-in Round Aluminum Baluster Kit (20/box) – Charcoal Black	15 balusters required per section
	Step 5	1285994	820339	67.5-in Accessory Infill Kit for Round Balusters – Horizontal – Vintage Lantern	
6-ft x 36-in Stair Rail	Step 1	1285872	441084	4.45-in x 4.45-in x 108-in Post Sleeve – Vintage Lantern (Fits over a 4x4 pressure treated post)	1 required for every 2 posts
	Step 2A	1285776	820005	4.55-in x 4.55-in Post Sleeve Flat Cap – Vintage Lantern	1 required per post
	Step 2B	1285784	820001	4.55-in x 4.55-in Post Sleeve Skirt – Vintage Lantern	1 required per post
	Step 3A	1286009	820330	67.5-in Crown Top Rail – Vintage Lantern	
	Step 3B	1286023	820331	67.5-in Universal Top or Bottom Rail – Vintage Lantern	
	Step 4	1286201	809346	30.25-in Round Aluminum Baluster Kit (20/box) – Charcoal Black	12 balusters required per section
	Step 5	1285995	820340	67.5-in Accessory Infill Kit for Round Balusters – Stair – Vintage Lantern	
8-ft x 36-in Horizontal Rail	Step 1	1285828	820002	4.45-in x 4.45-in x 40-in Post Sleeve – Vintage Lantern (Fits over a 4x4 pressure treated post)	
	Step 2A	1285776	820005	4.55-in x 4.55-in Post Sleeve Flat Cap – Vintage Lantern	1 required per post
	Step 2B	1285784	820001	4.55-in x 4.55-in Post Sleeve Skirt – Vintage Lantern	1 required per post
	Step 3A	1286016	820333	91.5-in Crown Top Rail – Vintage Lantern	
	Step 3B	1286030	820334	91.5-in Universal Top or Bottom Rail – Vintage Lantern	
	Step 4	1286201	809346	30.25-in Round Aluminum Baluster Kit (20/box) – Charcoal Black	20 balusters required per section
	Step 5	1285992	820341	91.5-in Accessory Infill Kit for Round Balusters – Horizontal – Vintage Lantern	
8-ft x 36-in Stair Rail	Step 1	1285872	441084	4.45-in x 4.45-in x 108-in Post Sleeve – Vintage Lantern (Fits over a 4x4 pressure treated post)	1 required for every 2 posts
	Step 2A	1285776	820005	4.55-in x 4.55-in Post Sleeve Flat Cap – Vintage Lantern	1 required per post
	Step 2B	1285784	820001	4.55-in x 4.55-in Post Sleeve Skirt – Vintage Lantern	1 required per post
	Step 3A	1286016	820333	91.5-in Crown Top Rail – Vintage Lantern	
	Step 3B	1286030	820334	91.5-in Universal Top or Bottom Rail – Vintage Lantern	
	Step 4	1286201	809346	30.25-in Round Aluminum Baluster Kit (20/box) – Charcoal Black	16 balusters required per section
	Step 5	1285993	820342	91.5-in Accessory Infill Kit for Round Balusters – Stair – Vintage Lantern	
Accessories for 42-in Rail Height	Step 1	1285872	441084	4.45-in x 4.45-in x 108-in Post Sleeve – Vintage Lantern (Fits over a 4x4 pressure treated post)	Substitute item for 42-in Rail Height Horizontal and Stair installations; 1 required for every 2 posts
	Step 4	1286207	809347	36.25-in Round Aluminum Baluster Kit (20/box) – Charcoal Black	Substitute item for 42-in Rail Height Horizontal and Stair installations
Accessories	Accessory	1286045	820343	Mounting Hardware for Cut Rails – Horizontal – Vintage Lantern	Additional hardware for cut railing sections
	Accessory	1286052	820344	Mounting Hardware for Cut Rails – Stair – Vintage Lantern	Additional hardware for cut railing sections
	Accessory	1286155	820189	22.5 Degree Gasket Pack – Vintage Lantern	Gaskets for 22.5 degree angles
	Accessory	1285840	820089	45 Degree Birdsmouth Gasket Pack (4x4 Post Sleeve) – Vintage Lantern	Gaskets and hardware for 45 degree angles

SADDLE

Trex Enhance® Basics



SEE SADDLE
ON-SHELF OPTIONS
ON PAGES 24-25
Available in select stores

1 CHOOSE A BOARD PROFILE



Grooved edge

For use with our **hidden fasteners** to create a smooth, screw-free deck surface. See page 115.



RECOMMENDED



Square edge

Best for borders and stair risers.

ENHANCE SADDLE DECK BOARD PROFILES

	Dimensions	Lowe's SOS Item# (by the piece)	Lowe's SOS Model ID# (by the piece)	Lowe's SOS Item# (by the bundle: 56/Bundle)	Lowe's SOS Model ID# (by the bundle: 56/Bundle)	Description
1-in x 6-in Decking, Square Edge	1 x 6 x 12'	1288867	SD010612E2S01	1288823	SD010612E2S56	.94-in x 5.5-in x 12-ft Square Enhance Basics Saddle
	1 x 6 x 16'	1288868	SD010616E2S01	1288824	SD010616E2S56	.94-in x 5.5-in x 16-ft Square Enhance Basics Saddle
	1 x 6 x 20'	1288869 / 883782	SD010620E2S01	1288825 / 883781	SD010620E2S56	.94-in x 5.5-in x 20-ft Square Enhance Basics Saddle
1-in x 6-in Decking, Grooved Edge	1 x 6 x 12'	1288909	SD010612E2G01	1288841	SD010612E2G56	.94-in x 5.5-in x 12-ft Grooved Enhance Basics Saddle
	1 x 6 x 16'	1288910	SD010616E2G01	1288842	SD010616E2G56	.94-in x 5.5-in x 16-ft Grooved Enhance Basics Saddle
	1 x 6 x 20'	1288875	SD010620E2G01	1288843	SD010620E2G56	.94-in x 5.5-in x 20-ft Grooved Enhance Basics Saddle
Fascia	1 x 8 x 12'	1288876 / 1574136	SD010812E2S01	–	–	.56-in x 7.25-in x 12-ft Enhance Basics Fascia Saddle
	1 x 12 x 12'	1288877 / 4952314	SD011212E2S01	–	–	.56-in x 11.375-in x 12-ft Enhance Basics Fascia Saddle

2 SELECT A RAILING LOOK



ES-9



ES-5



ES-8



ES-9

Enhance Basics Decking: Saddle

Transcend Railing: Classic White composite posts and rails with round aluminum balusters in Charcoal Black

	Railing Style Step	Lowe's SOS Item #	Lowe's Model ID #	Description	1 required per section (unless otherwise noted)
6-ft x 36-in Horizontal Rail	Step 1	1285719	024193	4.45-in x 4.45-in x 40-in Post Sleeve – Classic White (Fits over a 4x4 pressure treated post)	
	Step 2A	1285709	024292	4.55-in x 4.55-in Post Sleeve Flat Cap – Classic White	1 required per post
	Step 2B	1285707	024290	4.55-in x 4.55-in Post Sleeve Skirt – Classic White	1 required per post
	Step 3A	1286005	808330	67.5-in Crown Top Rail – Classic White	
	Step 3B	1286019	808331	67.5-in Universal Top or Bottom Rail – Classic White	
	Step 4	1286201	809346	30.25-in Round Aluminum Baluster Kit (20/box) – Charcoal Black	15 balusters required per section
	Step 5	1285954	808339	67.5-in Accessory Infill Kit for Round Balusters – Horizontal – Classic White	
6-ft x 36-in Stair Rail	Step 1	1285876	441081	4.45-in x 4.45-in x 108-in Post Sleeve – Classic White (Fits over a 4x4 pressure treated post)	1 required for every 2 posts
	Step 2A	1285709	024292	4.55-in x 4.55-in Post Sleeve Flat Cap – Classic White	1 required per post
	Step 2B	1285707	024290	4.55-in x 4.55-in Post Sleeve Skirt – Classic White	1 required per post
	Step 3A	1286005	808330	67.5-in Crown Top Rail – Classic White	
	Step 3B	1286019	808331	67.5-in Universal Top or Bottom Rail – Classic White	
	Step 4	1286201	809346	30.25-in Round Aluminum Baluster Kit (20/box) – Charcoal Black	12 balusters required per section
	Step 5	1285955	808340	67.5-in Accessory Infill Kit for Round Balusters – Stair – Classic White	
8-ft x 36-in Horizontal Rail	Step 1	1285719	024193	4.45-in x 4.45-in x 40-in Post Sleeve – Classic White (Fits over a 4x4 pressure treated post)	
	Step 2A	1285709	024292	4.55-in x 4.55-in Post Sleeve Flat Cap – Classic White	1 required per post
	Step 2B	1285707	024290	4.55-in x 4.55-in Post Sleeve Skirt – Classic White	1 required per post
	Step 3A	1286012	808333	91.5-in Crown Top Rail – Classic White	
	Step 3B	1286026	808334	91.5-in Universal Top or Bottom Rail – Classic White	
	Step 4	1286201	809346	30.25-in Round Aluminum Baluster Kit (20/box) – Charcoal Black	20 balusters required per section
	Step 5	1285952	808341	91.5-in Accessory Infill Kit for Round Balusters – Horizontal – Classic White	
8-ft x 36-in Stair Rail	Step 1	1285876	441081	4.45-in x 4.45-in x 108-in Post Sleeve – Classic White (Fits over a 4x4 pressure treated post)	1 required for every 2 posts
	Step 2A	1285709	024292	4.55-in x 4.55-in Post Sleeve Flat Cap – Classic White	1 required per post
	Step 2B	1285707	024290	4.55-in x 4.55-in Post Sleeve Skirt – Classic White	1 required per post
	Step 3A	1286012	808333	91.5-in Crown Top Rail – Classic White	
	Step 3B	1286026	808334	91.5-in Universal Top or Bottom Rail – Classic White	
	Step 4	1286201	809346	30.25-in Round Aluminum Baluster Kit (20/box) – Charcoal Black	16 balusters required per section
	Step 5	1285953	808342	91.5-in Accessory Infill Kit for Round Balusters – Stair – Classic White	
Accessories for 42-in Rail Height	Step 1	1285876	441081	4.45-in x 4.45-in x 108-in Post Sleeve – Classic White (Fits over a 4x4 pressure treated post)	Substitute item for 42-in Rail Height Horizontal and Stair installations; 1 required for every 2 posts
	Step 4	1286207	809347	36.25-in Round Aluminum Baluster Kit (20/box) – Charcoal Black	Substitute item for 42-in Rail Height Horizontal and Stair installations
Accessories	Accessory	1286043	808343	Mounting Hardware for Cut Rails – Horizontal – Classic White	Additional hardware for cut railing sections
	Accessory	1286050	808344	Mounting Hardware for Cut Rails – Stair – Classic White	Additional hardware for cut railing sections
	Accessory	1286151	840189	22.5 Degree Gasket Pack – Classic White	Gaskets for 22.5 degree angles
	Accessory	1285725	034488	45 Degree Birdsmouth Gasket Pack (4x4 Post Sleeve) – Classic White	Gaskets and hardware for 45 degree angles




ES-5

Enhance Basics Decking: Saddle

Transcend Railing: Classic White composite posts, rails and square balusters

	Railing Style Step	Lowe's SOS Item #	Lowe's Model ID #	Description	1 required per section (unless otherwise noted)
6-ft x 36-in Horizontal Rail	Step 1	1285719	024193	4.45-in x 4.45-in x 40-in Post Sleeve – Classic White (Fits over a 4x4 pressure treated post)	
	Step 2A	1285709	024292	4.55-in x 4.55-in Post Sleeve Flat Cap – Classic White	1 required per post
	Step 2B	1285707	024290	4.55-in x 4.55-in Post Sleeve Skirt – Classic White	1 required per post
	Steps 3, 4 & 5	1285605	032805	67.5-in x 36-in Transcend Rail kit w. Square Balusters – Horizontal – Classic White	
6-ft x 36-in Stair Rail	Step 1	1285876	441081	4.45-in x 4.45-in x 108-in Post Sleeve – Classic White (Fits over a 4x4 pressure treated post)	1 required for every 2 posts
	Step 2A	1285709	024292	4.55-in x 4.55-in Post Sleeve Flat Cap – Classic White	1 required per post
	Step 2B	1285707	024290	4.55-in x 4.55-in Post Sleeve Skirt – Classic White	1 required per post
	Steps 3, 4 & 5	1285607	032808	67.5-in x 36-in Transcend Rail kit w. Square Balusters – Stair – Classic White	
8-ft x 36-in Horizontal Rail	Step 1	1285719	024193	4.45-in x 4.45-in x 40-in Post Sleeve – Classic White (Fits over a 4x4 pressure treated post)	
	Step 2A	1285709	024292	4.55-in x 4.55-in Post Sleeve Flat Cap – Classic White	1 required per post
	Step 2B	1285707	024290	4.55-in x 4.55-in Post Sleeve Skirt – Classic White	1 required per post
	Steps 3, 4 & 5	1285606	032806	91.5-in x 36-in Transcend Rail kit w. Square Balusters – Horizontal – Classic White	
8-ft x 36-in Stair Rail	Step 1	1285876	441081	4.45-in x 4.45-in x 108-in Post Sleeve – Classic White (Fits over a 4x4 pressure treated post)	1 required for every 2 posts
	Step 2A	1285709	024292	4.55-in x 4.55-in Post Sleeve Flat Cap – Classic White	1 required per post
	Step 2B	1285707	024290	4.55-in x 4.55-in Post Sleeve Skirt – Classic White	1 required per post
	Steps 3, 4 & 5	1285608	032809	91.5-in x 36-in Transcend Rail kit w. Square Balusters – Stair – Classic White	
Accessories for 42-in Rail Height	Step 1	1285876	441081	4.45-in x 4.45-in x 108-in Post Sleeve – Classic White (Fits over a 4x4 pressure treated post)	Substitute item for 42-in Rail Height Horizontal and Stair installations; 1 required for every 2 posts
	Steps 3, 4 & 5 6-ft	1305050	WT0642HRK	67.5-in x 42-in Transcend Rail kit w. Square Balusters – Horizontal – Classic White	Substitute item for 42-in Rail Height Horizontal installations
	Steps 3, 4 & 5 8-ft	1305049	WT0842HRK	91.5-in x 42-in Transcend Rail kit w. Square Balusters – Horizontal – Classic White	Substitute item for 42-in Rail Height Horizontal installations
	Steps 3, 4 & 5 8-ft	1305048	WT0842SRK	91.5-in x 42-in Transcend Rail kit w. Square Balusters – Stair – Classic White	Substitute item for 42-in Rail Height Stair installations
Accessories	Accessory	1286043	808343	Mounting Hardware for Cut Rails – Horizontal – Classic White	Additional hardware for cut railing sections
	Accessory	1286050	808344	Mounting Hardware for Cut Rails – Stair – Classic White	Additional hardware for cut railing sections
	Accessory	1286151	840189	22.5 Degree Gasket Pack – Classic White	Gaskets for 22.5 degree angles
	Accessory	1285725	034488	45 Degree Birdsmouth Gasket Pack (4x4 Post Sleeve) – Classic White	Gaskets and hardware for 45 degree angles



ES-8

Enhance Basics Decking: Saddle

Transcend Railing: Charcoal Black composite posts, rails and square balusters

	Railing Style Step	Lowe's SOS Item #	Lowe's Model ID #	Description	1 required per section (unless otherwise noted)
6-ft x 36-in Horizontal Rail	Step 1	1285741	890002	4.45-in x 4.45-in x 40-in Post Sleeve – Charcoal Black (Fits over a 4x4 pressure treated post)	
	Step 2A	1285745	890005	4.55-in x 4.55-in Post Sleeve Flat Cap – Charcoal Black	1 required per post
	Step 2B	1285744	890001	4.55-in x 4.55-in Post Sleeve Skirt – Charcoal Black	1 required per post
	Step 3A	1286004	809330	67.5-in Crown Top Rail – Charcoal Black	
	Step 3B	1286018	809331	67.5-in Universal Top or Bottom Rail – Charcoal Black	
	Step 4	1285747	890004	30.375-in Square Baluster Kit (16/box) – Charcoal Black	13 balusters required per section
	Step 5	1285958	809335	67.5-in Accessory Infill Kit for Square Balusters – Horizontal – Charcoal Black	
6-ft x 36-in Stair Rail	Step 1	1285871	441086	4.45-in x 4.45-in x 108-in Post Sleeve – Charcoal Black (Fits over a 4x4 pressure treated post)	1 required for every 2 posts
	Step 2A	1285745	890005	4.55-in x 4.55-in Post Sleeve Flat Cap – Charcoal Black	1 required per post
	Step 2B	1285744	890001	4.55-in x 4.55-in Post Sleeve Skirt – Charcoal Black	1 required per post
	Step 3A	1286004	809330	67.5-in Crown Top Rail – Charcoal Black	
	Step 3B	1286018	809331	67.5-in Universal Top or Bottom Rail – Charcoal Black	
	Step 4	1285747	890004	30.375-in Square Baluster Kit (16/box) – Charcoal Black	11 balusters required per section
	Step 5	1285959	809336	67.5-in Accessory Infill Kit for Square Balusters – Stair – Charcoal Black	
8-ft x 36-in Horizontal Rail	Step 1	1285741	890002	4.45-in x 4.45-in x 40-in Post Sleeve – Charcoal Black (Fits over a 4x4 pressure treated post)	
	Step 2A	1285745	890005	4.55-in x 4.55-in Post Sleeve Flat Cap – Charcoal Black	1 required per post
	Step 2B	1285744	890001	4.55-in x 4.55-in Post Sleeve Skirt – Charcoal Black	1 required per post
	Step 3A	1286011	809333	91.5-in Crown Top Rail – Charcoal Black	
	Step 3B	1286025	809334	91.5-in Universal Top or Bottom Rail – Charcoal Black	
	Step 4	1285747	890004	30.375-in Square Baluster Kit (16/box) – Charcoal Black	18 balusters required per section
	Step 5	1285956	809337	91.5-in Accessory Infill Kit for Square Balusters – Horizontal – Charcoal Black	
8-ft x 36-in Stair Rail	Step 1	1285871	441086	4.45-in x 4.45-in x 108-in Post Sleeve – Charcoal Black (Fits over a 4x4 pressure treated post)	1 required for every 2 posts
	Step 2A	1285745	890005	4.55-in x 4.55-in Post Sleeve Flat Cap – Charcoal Black	1 required per post
	Step 2B	1285744	890001	4.55-in x 4.55-in Post Sleeve Skirt – Charcoal Black	1 required per post
	Step 3A	1286011	809333	91.5-in Crown Top Rail – Charcoal Black	
	Step 3B	1286025	809334	91.5-in Universal Top or Bottom Rail – Charcoal Black	
	Step 4	1285747	890004	30.375-in Square Baluster Kit (16/box) – Charcoal Black	15 balusters required per section
	Step 5	1285957	809338	91.5-in Accessory Infill Kit for Square Balusters – Stair – Charcoal Black	
Accessories for 42-in Rail Height	Step 1	1285871	441086	4.45-in x 4.45-in x 108-in Post Sleeve – Charcoal Black (Fits over a 4x4 pressure treated post)	Substitute item for 42-in Rail Height Horizontal and Stair installations; 1 required for every 2 posts
	Step 4	1285746	890364	36.375-in Square Baluster Kit (16/box) – Charcoal Black (108-in Post Sleeve required for assembly)	Substitute item for 42-in Rail Height Horizontal and Stair installations
Accessories	Accessory	1286049	809343	Mounting Hardware for Cut Rails – Horizontal – Charcoal Black	Additional hardware for cut railing sections
	Accessory	1286056	809344	Mounting Hardware for Cut Rails – Stair – Charcoal Black	Additional hardware for cut railing sections
	Accessory	1286150	890189	22.5 Degree Gasket Pack – Charcoal Black	Gaskets for 22.5 degree angles
	Accessory	1285763	890089	45 Degree Birdsmouth Gasket Pack (4x4 Post Sleeve) – Charcoal Black	Gaskets and hardware for 45 degree angles

additional ACCESSORIES



TT-1

Transcend Tropicals Decking: Tiki Torch

Transcend Railing: Charcoal Black composite posts and rails with Tiki Torch cocktail rail and round aluminum balusters in Charcoal Black

CORRESPONDING DUO INFORMATION
found on pg. 47

	Railing Style Step	Lowe's SOS Item #	Lowe's Model ID #	Description	1 required per section (unless otherwise noted)
Accessories for 42-in Rail Height	Step 1	1285871	441086	4.45-in x 4.45-in x 108-in Post Sleeve – Charcoal Black (Fits over a 4x4 pressure treated post)	Substitute item for 42-in Rail Height Horizontal and Stair installations; 1 required for every 2 posts
	Step 4	1286207	809347	36.25-in Round Aluminum Baluster Kit (20/box) – Charcoal Black	Substitute item for 42-in Rail Height Horizontal and Stair installations
Accessories	–	1286049	809343	Mounting Hardware for Cut Rails – Horizontal – Charcoal Black	Additional hardware for cut railing sections
	–	1286056	809344	Mounting Hardware for Cut Rails – Stair – Charcoal Black	Additional hardware for cut railing sections
	–	1286150	890189	22.5 Degree Gasket Pack – Charcoal Black	Gaskets for 22.5 degree angles
	–	1285763	890089	45 Degree Birdsmouth Gasket Pack (4x4 Post Sleeve) – Charcoal Black	Gaskets and hardware for 45 degree angles



SR-1

Transcend Tropicals Decking: Spiced Rum

Transcend Railing: Classic White composite posts, rails and square balusters with Spiced Rum cocktail rail

CORRESPONDING DUO INFORMATION
found on pg. 55

	Railing Style Step	Lowe's SOS Item #	Lowe's Model ID #	Description	1 required per section (unless otherwise noted)
Accessories	–	1286043	808343	Mounting Hardware for Cut Rails – Horizontal – Classic White	Additional hardware for cut railing sections
	–	1286050	808344	Mounting Hardware for Cut Rails – Stair – Classic White	Additional hardware for cut railing sections
	–	1286151	840189	22.5 Degree Gasket Pack – Classic White	Gaskets for 22.5 degree angles
	–	1285725	034488	45 Degree Birdsmouth Gasket Pack (4x4 Post Sleeve) – Classic White	Gaskets and hardware for 45 degree angles

TREX

Item Listings

Please use the Item Numbers and Model ID's listed in the following pages to place any special orders. If unable to locate the item in your system, consider using Trex's generic order numbers for manual orders:

Trex Decking: 262667

Trex Railing & Accessories: 109370

DECKING

TREX TRANSCEND LINEAGE .94-IN X 5.5-IN GROOVED DECK BOARDS

SOS Item #	Model ID #	Product Description	Color	Unit Pack
5175681	BC010612TLG01	.94-in x 5.5-in x 12-ft Grooved Transcend Biscayne	Biscayne	each
5175679	BC010616TLG01	.94-in x 5.5-in x 16-ft Grooved Transcend Biscayne	Biscayne	each
5175677	BC010620TLG01	.94-in x 5.5-in x 20-ft Grooved Transcend Biscayne	Biscayne	each
5336287	CL010612TLG01	.94-in x 5.5-in x 12-ft Grooved Transcend Carmel	Carmel	each
5336289	CL010616TLG01	.94-in x 5.5-in x 16-ft Grooved Transcend Carmel	Carmel	each
5336291	CL010620TLG01	.94-in x 5.5-in x 20-ft Grooved Transcend Carmel	Carmel	each
5336293	JA010612TLG01	.94-in x 5.5-in x 12-ft Grooved Transcend Jasper	Jasper	each
5336295	JA010616TLG01	.94-in x 5.5-in x 16-ft Grooved Transcend Jasper	Jasper	each
5336297	JA010620TLG01	.94-in x 5.5-in x 20-ft Grooved Transcend Jasper	Jasper	each
5175680	RN010612TLG01	.94-in x 5.5-in x 12-ft Grooved Transcend Rainier	Rainier	each
5175678	RN010616TLG01	.94-in x 5.5-in x 16-ft Grooved Transcend Rainier	Rainier	each
5175676	RN010620TLG01	.94-in x 5.5-in x 20-ft Grooved Transcend Rainier	Rainier	each
5175687	BC010612TLG48	.94-in x 5.5-in x 12-ft Grooved Transcend Biscayne-48BDL	Biscayne	bdl
5175685	BC010616TLG48	.94-in x 5.5-in x 16-ft Grooved Transcend Biscayne-48BDL	Biscayne	bdl
5175683	BC010620TLG48	.94-in x 5.5-in x 20-ft Grooved Transcend Biscayne-48BDL	Biscayne	bdl
5336288	CL010612TLG48	.94-in x 5.5-in x 12-ft Grooved Transcend Carmel-48BDL	Carmel	bdl
5336290	CL010616TLG48	.94-in x 5.5-in x 16-ft Grooved Transcend Carmel-48BDL	Carmel	bdl
5336292	CL010620TLG48	.94-in x 5.5-in x 20-ft Grooved Transcend Carmel-48BDL	Carmel	bdl
5336294	JA010612TLG48	.94-in x 5.5-in x 12-ft Grooved Transcend Jasper-48BDL	Jasper	bdl
5336296	JA010616TLG48	.94-in x 5.5-in x 16-ft Grooved Transcend Jasper-48BDL	Jasper	bdl
5336298	JA010620TLG48	.94-in x 5.5-in x 20-ft Grooved Transcend Jasper-48BDL	Jasper	bdl
5175686	RN010612TLG48	.94-in x 5.5-in x 12-ft Grooved Transcend Rainier-48BDL	Rainier	bdl
5175684	RN010616TLG48	.94-in x 5.5-in x 16-ft Grooved Transcend Rainier-48BDL	Rainier	bdl
5175682	RN010620TLG48	.94-in x 5.5-in x 20-ft Grooved Transcend Rainier-48BDL	Rainier	bdl

TREX TRANSCEND LINEAGE .94-IN X 5.5-IN SQUARE DECK BOARDS

SOS Item #	Model ID #	Product Description	Color	Unit Pack
5175671	BC010616TLS01	.94-in x 5.5-in x 16-ft Square Transcend Biscayne	Biscayne	each
5175669	BC010620TLS01	.94-in x 5.5-in x 20-ft Square Transcend Biscayne	Biscayne	each
5336279	CL010616TLS01	.94-in x 5.5-in x 16-ft Square Transcend Carmel	Carmel	each
5336281	CL010620TLS01	.94-in x 5.5-in x 20-ft Square Transcend Carmel	Carmel	each
5336283	JA010616TLS01	.94-in x 5.5-in x 16-ft Square Transcend Jasper	Jasper	each
5336285	JA010620TLS01	.94-in x 5.5-in x 20-ft Square Transcend Jasper	Jasper	each
5175670	RN010616TLS01	.94-in x 5.5-in x 16-ft Square Transcend Rainier	Rainier	each
5175668	RN010620TLS01	.94-in x 5.5-in x 20-ft Square Transcend Rainier	Rainier	each
5175675	BC010616TLS48	.94-in x 5.5-in x 16-ft Square Transcend Biscayne-48BDL	Biscayne	bdl
5175673	BC010620TLS48	.94-in x 5.5-in x 20-ft Square Transcend Biscayne-48BDL	Biscayne	bdl
5336280	CL010616TLS48	.94-in x 5.5-in x 16-ft Square Transcend Carmel-48BDL	Carmel	bdl
5336282	CL010620TLS48	.94-in x 5.5-in x 20-ft Square Transcend Carmel-48BDL	Carmel	bdl
5336284	JA010616TLS48	.94-in x 5.5-in x 16-ft Square Transcend Jasper-48BDL	Jasper	bdl
5336286	JA010620TLS48	.94-in x 5.5-in x 20-ft Square Transcend Jasper-48BDL	Jasper	bdl
5175674	RN010616TLS48	.94-in x 5.5-in x 16-ft Square Transcend Rainier-48BDL	Rainier	bdl
5175672	RN010620TLS48	.94-in x 5.5-in x 20-ft Square Transcend Rainier-48BDL	Rainier	bdl

TREX TRANSCEND TROPICALS .94-IN X 5.5-IN GROOVED DECK BOARDS

SOS Item #	Model ID #	Product Description	Color	Unit Pack
1286871	HG010612TG01	.94-in x 5.5-in x 12-ft Grooved Transcend Havana Gold	Havana Gold	each
1286873	HG010616TG01	.94-in x 5.5-in x 16-ft Grooved Transcend Havana Gold	Havana Gold	each
1286875	HG010620TG01	.94-in x 5.5-in x 20-ft Grooved Transcend Havana Gold	Havana Gold	each
1286850	720101	.94-in x 5.5-in x 12-ft Grooved Transcend Island Mist	Island Mist	each
1286851	720201	.94-in x 5.5-in x 16-ft Grooved Transcend Island Mist	Island Mist	each
1286852	720301	.94-in x 5.5-in x 20-ft Grooved Transcend Island Mist	Island Mist	each
1286630	610101	.94-in x 5.5-in x 12-ft Grooved Transcend Lava Rock	Lava Rock	each
1286634	610201	.94-in x 5.5-in x 16-ft Grooved Transcend Lava Rock	Lava Rock	each
1286638	610301	.94-in x 5.5-in x 20-ft Grooved Transcend Lava Rock	Lava Rock	each
1286628	600101	.94-in x 5.5-in x 12-ft Grooved Transcend Spiced Rum	Spiced Rum	each
1286632	600201	.94-in x 5.5-in x 16-ft Grooved Transcend Spiced Rum	Spiced Rum	each
1286636	600301	.94-in x 5.5-in x 20-ft Grooved Transcend Spiced Rum	Spiced Rum	each
1286726	650101	.94-in x 5.5-in x 12-ft Grooved Transcend Tiki Torch	Tiki Torch	each
1286727	650201	.94-in x 5.5-in x 16-ft Grooved Transcend Tiki Torch	Tiki Torch	each
1286728	650301	.94-in x 5.5-in x 20-ft Grooved Transcend Tiki Torch	Tiki Torch	each

TREX TRANSCEND TROPICALS .94-IN X 5.5-IN GROOVED DECK BOARDS (CONTINUED)

SOS Item #	Model ID #	Product Description	Color	Unit Pack
1286870	HG010612TG48	.94-in x 5.5-in x 12-ft Grooved Transcend Havana Gold-48BDL	Havana Gold	bdl
1286872	HG010616TG48	.94-in x 5.5-in x 16-ft Grooved Transcend Havana Gold-48BDL	Havana Gold	bdl
1286874	HG010620TG48	.94-in x 5.5-in x 20-ft Grooved Transcend Havana Gold-48BDL	Havana Gold	bdl
1286844	720148	.94-in x 5.5-in x 12-ft Grooved Transcend Island Mist-48BDL	Island Mist	bdl
1286845	720248	.94-in x 5.5-in x 16-ft Grooved Transcend Island Mist-48BDL	Island Mist	bdl
1286846	720348	.94-in x 5.5-in x 20-ft Grooved Transcend Island Mist-48BDL	Island Mist	bdl
1286629	610148	.94-in x 5.5-in x 12-ft Grooved Transcend Lava Rock-48BDL	Lava Rock	bdl
1286633	610248	.94-in x 5.5-in x 16-ft Grooved Transcend Lava Rock-48BDL	Lava Rock	bdl
1286637	610348	.94-in x 5.5-in x 20-ft Grooved Transcend Lava Rock-48BDL	Lava Rock	bdl
1286627	600148	.94-in x 5.5-in x 12-ft Grooved Transcend Spiced Rum-48BDL	Spiced Rum	bdl
1286631	600248	.94-in x 5.5-in x 16-ft Grooved Transcend Spiced Rum-48BDL	Spiced Rum	bdl
1286635	600348	.94-in x 5.5-in x 20-ft Grooved Transcend Spiced Rum-48BDL	Spiced Rum	bdl
1286732	650148	.94-in x 5.5-in x 12-ft Grooved Transcend Tiki Torch-48BDL	Tiki Torch	bdl
1286733	650248	.94-in x 5.5-in x 16-ft Grooved Transcend Tiki Torch-48BDL	Tiki Torch	bdl
1286734	650348	.94-in x 5.5-in x 20-ft Grooved Transcend Tiki Torch-48BDL	Tiki Torch	bdl

TREX TRANSCEND TROPICALS .94-IN X 5.5-IN SQUARE DECK BOARDS

SOS Item #	Model ID #	Product Description	Color	Unit Pack
1286877	HG010612TS01	.94-in x 5.5-in x 12-ft Square Transcend Havana Gold	Havana Gold	each
1286879	HG010616TS01	.94-in x 5.5-in x 16-ft Square Transcend Havana Gold	Havana Gold	each
1286881	HG010620TS01	.94-in x 5.5-in x 20-ft Square Transcend Havana Gold	Havana Gold	each
1286853	690101	.94-in x 5.5-in x 12-ft Square Transcend Island Mist	Island Mist	each
1286854	690201	.94-in x 5.5-in x 16-ft Square Transcend Island Mist	Island Mist	each
1286855	690301	.94-in x 5.5-in x 20-ft Square Transcend Island Mist	Island Mist	each
1286618	590101	.94-in x 5.5-in x 12-ft Square Transcend Lava Rock	Lava Rock	each
1286622	590201	.94-in x 5.5-in x 16-ft Square Transcend Lava Rock	Lava Rock	each
1286626	590301	.94-in x 5.5-in x 20-ft Square Transcend Lava Rock	Lava Rock	each
1286616	580101	.94-in x 5.5-in x 12-ft Square Transcend Spiced Rum	Spiced Rum	each
1286620	580201	.94-in x 5.5-in x 16-ft Square Transcend Spiced Rum	Spiced Rum	each
1286624	580301	.94-in x 5.5-in x 20-ft Square Transcend Spiced Rum	Spiced Rum	each
1286723	640101	.94-in x 5.5-in x 12-ft Square Transcend Tiki Torch	Tiki Torch	each
1286724	640201	.94-in x 5.5-in x 16-ft Square Transcend Tiki Torch	Tiki Torch	each
1286725	640301	.94-in x 5.5-in x 20-ft Square Transcend Tiki Torch	Tiki Torch	each

TREX TRANSCEND TROPICALS .94-IN X 5.5-IN SQUARE DECK BOARDS (CONTINUED)

SOS Item #	Model ID #	Product Description	Color	Unit Pack
1286876	HG010612TS48	.94-in x 5.5-in x 12-ft Square Transcend Havana Gold-48BDL	Havana Gold	bdl
1286878	HG010616TS48	.94-in x 5.5-in x 16-ft Square Transcend Havana Gold-48BDL	Havana Gold	bdl
1286880	HG010620TS48	.94-in x 5.5-in x 20-ft Square Transcend Havana Gold-48BDL	Havana Gold	bdl
1286847	690148	.94-in x 5.5-in x 12-ft Square Transcend Island Mist-48BDL	Island Mist	bdl
1286848	690248	.94-in x 5.5-in x 16-ft Square Transcend Island Mist-48BDL	Island Mist	bdl
1286849	690348	.94-in x 5.5-in x 20-ft Square Transcend Island Mist-48BDL	Island Mist	bdl
1286617	590148	.94-in x 5.5-in x 12-ft Square Transcend Lava Rock-48BDL	Lava Rock	bdl
1286621	590248	.94-in x 5.5-in x 16-ft Square Transcend Lava Rock-48BDL	Lava Rock	bdl
1286625	590348	.94-in x 5.5-in x 20-ft Square Transcend Lava Rock-48BDL	Lava Rock	bdl
1286615	580148	.94-in x 5.5-in x 12-ft Square Transcend Spiced Rum-48BDL	Spiced Rum	bdl
1286619	580248	.94-in x 5.5-in x 16-ft Square Transcend Spiced Rum-48BDL	Spiced Rum	bdl
1286623	580348	.94-in x 5.5-in x 20-ft Square Transcend Spiced Rum-48BDL	Spiced Rum	bdl
1286729	640148	.94-in x 5.5-in x 12-ft Square Transcend Tiki Torch-48BDL	Tiki Torch	bdl
1286730	640248	.94-in x 5.5-in x 16-ft Square Transcend Tiki Torch-48BDL	Tiki Torch	bdl
1286731	640348	.94-in x 5.5-in x 20-ft Square Transcend Tiki Torch-48BDL	Tiki Torch	bdl

TREX TRANSCEND EARTH TONES .94-IN X 5.5-IN GROOVED DECK BOARDS

SOS Item #	Model ID #	Product Description	Color	Unit Pack
1288952	GP010612T2G01	.94-in x 5.5-in x 12-ft Grooved Transcend Gravel Path	Gravel Path	each
1288953	GP010616T2G01	.94-in x 5.5-in x 16-ft Grooved Transcend Gravel Path	Gravel Path	each
1288954	GP010620T2G01	.94-in x 5.5-in x 20-ft Grooved Transcend Gravel Path	Gravel Path	each
1288958	RS010612T2G01	.94-in x 5.5-in x 12-ft Grooved Transcend Rope Swing	Rope Swing	each
1288959	RS010616T2G01	.94-in x 5.5-in x 16-ft Grooved Transcend Rope Swing	Rope Swing	each
1288960	RS010620T2G01	.94-in x 5.5-in x 20-ft Grooved Transcend Rope Swing	Rope Swing	each
1288970	VL010612T2G01	.94-in x 5.5-in x 12-ft Grooved Transcend Vintage Lantern	Vintage Lantern	each
1288971	VL010616T2G01	.94-in x 5.5-in x 16-ft Grooved Transcend Vintage Lantern	Vintage Lantern	each
1288972	VL010620T2G01	.94-in x 5.5-in x 20-ft Grooved Transcend Vintage Lantern	Vintage Lantern	each
1288931	GP010612T2G48	.94-in x 5.5-in x 12-ft Grooved Transcend Gravel Path-48BDL	Gravel Path	bdl
1288932	GP010616T2G48	.94-in x 5.5-in x 16-ft Grooved Transcend Gravel Path-48BDL	Gravel Path	bdl
1288933	GP010620T2G48	.94-in x 5.5-in x 20-ft Grooved Transcend Gravel Path-48BDL	Gravel Path	bdl
1288934	RS010612T2G48	.94-in x 5.5-in x 12-ft Grooved Transcend Rope Swing-48BDL	Rope Swing	bdl
1288935	RS010616T2G48	.94-in x 5.5-in x 16-ft Grooved Transcend Rope Swing-48BDL	Rope Swing	bdl
1288936	RS010620T2G48	.94-in x 5.5-in x 20-ft Grooved Transcend Rope Swing-48BDL	Rope Swing	bdl
1288940	VL010612T2G48	.94-in x 5.5-in x 12-ft Grooved Transcend Vintage Lantern-48BDL	Vintage Lantern	bdl
1288941	VL010616T2G48	.94-in x 5.5-in x 16-ft Grooved Transcend Vintage Lantern-48BDL	Vintage Lantern	bdl
1288942	VL010620T2G48	.94-in x 5.5-in x 20-ft Grooved Transcend Vintage Lantern-48BDL	Vintage Lantern	bdl

TREX TRANSCEND EARTH TONES .94-IN X 5.5-IN SQUARE DECK BOARDS

SOS Item #	Model ID #	Product Description	Color	Unit Pack
1288949	GP010612T2S01	.94-in x 5.5-in x 12-ft Square Transcend Gravel Path	Gravel Path	each
1288950	GP010616T2S01	.94-in x 5.5-in x 16-ft Square Transcend Gravel Path	Gravel Path	each
1288951	GP010620T2S01	.94-in x 5.5-in x 20-ft Square Transcend Gravel Path	Gravel Path	each
1288955	RS010612T2S01	.94-in x 5.5-in x 12-ft Square Transcend Rope Swing	Rope Swing	each
1288956	RS010616T2S01	.94-in x 5.5-in x 16-ft Square Transcend Rope Swing	Rope Swing	each
1288957	RS010620T2S01	.94-in x 5.5-in x 20-ft Square Transcend Rope Swing	Rope Swing	each
1288967	VL010612T2S01	.94-in x 5.5-in x 12-ft Square Transcend Vintage Lantern	Vintage Lantern	each
1288968	VL010616T2S01	.94-in x 5.5-in x 16-ft Square Transcend Vintage Lantern	Vintage Lantern	each
1288969	VL010620T2S01	.94-in x 5.5-in x 20-ft Square Transcend Vintage Lantern	Vintage Lantern	each
1288916	GP010612T2S48	.94-in x 5.5-in x 12-ft Square Transcend Gravel Path-48BDL	Gravel Path	bdl
1288917	GP010616T2S48	.94-in x 5.5-in x 16-ft Square Transcend Gravel Path-48BDL	Gravel Path	bdl
1288918	GP010620T2S48	.94-in x 5.5-in x 20-ft Square Transcend Gravel Path-48BDL	Gravel Path	bdl
1288919	RS010612T2S48	.94-in x 5.5-in x 12-ft Square Transcend Rope Swing-48BDL	Rope Swing	bdl
1288920	RS010616T2S48	.94-in x 5.5-in x 16-ft Square Transcend Rope Swing-48BDL	Rope Swing	bdl
1288921	RS010620T2S48	.94-in x 5.5-in x 20-ft Square Transcend Rope Swing-48BDL	Rope Swing	bdl
1288925	VL010612T2S48	.94-in x 5.5-in x 12-ft Square Transcend Vintage Lantern-48BDL	Vintage Lantern	bdl
1288926	VL010616T2S48	.94-in x 5.5-in x 16-ft Square Transcend Vintage Lantern-48BDL	Vintage Lantern	bdl
1288927	VL010620T2S48	.94-in x 5.5-in x 20-ft Square Transcend Vintage Lantern-48BDL	Vintage Lantern	bdl

TREX TRANSCEND TROPICALS 2X6 (1.3-IN X 5.5-IN) SQUARE DECK BOARDS

SOS Item #	Model ID #	Product Description	Color	Unit Pack
1286882	HG020612TS01	1.3-in x 5.5-in x 12-ft Square Transcend Havana Gold	Havana Gold	each
1286886	HG020616TS01	1.3-in x 5.5-in x 16-ft Square Transcend Havana Gold	Havana Gold	each
1286884	HG020620TS01	1.3-in x 5.5-in x 20-ft Square Transcend Havana Gold	Havana Gold	each
1286858	IM020612TS01	1.3-in x 5.5-in x 12-ft Square Transcend Island Mist	Island Mist	each
1286862	IM020616TS01	1.3-in x 5.5-in x 16-ft Square Transcend Island Mist	Island Mist	each
1286866	IM020620TS01	1.3-in x 5.5-in x 20-ft Square Transcend Island Mist	Island Mist	each
1286856	LR020612TS01	1.3-in x 5.5-in x 12-ft Square Transcend Lava Rock	Lava Rock	each
1286789	LR020616TS01	1.3-in x 5.5-in x 16-ft Square Transcend Lava Rock	Lava Rock	each
1286865	LR020620TS01	1.3-in x 5.5-in x 20-ft Square Transcend Lava Rock	Lava Rock	each
1286787	SR020612TS01	1.3-in x 5.5-in x 12-ft Square Transcend Spiced Rum	Spiced Rum	each
1286788	SR020616TS01	1.3-in x 5.5-in x 16-ft Square Transcend Spiced Rum	Spiced Rum	each
1286864	SR020620TS01	1.3-in x 5.5-in x 20-ft Square Transcend Spiced Rum	Spiced Rum	each
1286857	TT020612TS01	1.3-in x 5.5-in x 12-ft Square Transcend Tiki Torch	Tiki Torch	each
1286790	TT020616TS01	1.3-in x 5.5-in x 16-ft Square Transcend Tiki Torch	Tiki Torch	each
1286791	TT020620TS01	1.3-in x 5.5-in x 20-ft Square Transcend Tiki Torch	Tiki Torch	each

TREX TRANSCEND TROPICALS 2X6 (1.3-IN X 5.5-IN) SQUARE DECK BOARDS (CONTINUED)

SOS Item #	Model ID #	Product Description	Color	Unit Pack
1286883	HG020612TS32	1.3-in x 5.5-in x 12-ft Square Transcend Havana Gold-32BDL	Havana Gold	bdl
1286887	HG020616TS32	1.3-in x 5.5-in x 16-ft Square Transcend Havana Gold-32BDL	Havana Gold	bdl
1286885	HG020620TS32	1.3-in x 5.5-in x 20-ft Square Transcend Havana Gold-32BDL	Havana Gold	bdl
1286861	IM020612TS32	1.3-in x 5.5-in x 12-ft Square Transcend Island Mist-32BDL	Island Mist	bdl
1286863	IM020616TS32	1.3-in x 5.5-in x 16-ft Square Transcend Island Mist-32BDL	Island Mist	bdl
1286869	IM020620TS32	1.3-in x 5.5-in x 20-ft Square Transcend Island Mist-32BDL	Island Mist	bdl
1286859	LR020612TS32	1.3-in x 5.5-in x 12-ft Square Transcend Lava Rock-32BDL	Lava Rock	bdl
1286786	LR020616TS32	1.3-in x 5.5-in x 16-ft Square Transcend Lava Rock-32BDL	Lava Rock	bdl
1286868	LR020620TS32	1.3-in x 5.5-in x 20-ft Square Transcend Lava Rock-32BDL	Lava Rock	bdl
1286784	SR020612TS32	1.3-in x 5.5-in x 12-ft Square Transcend Spiced Rum-32BDL	Spiced Rum	bdl
1286785	SR020616TS32	1.3-in x 5.5-in x 16-ft Square Transcend Spiced Rum-32BDL	Spiced Rum	bdl
1286867	SR020620TS32	1.3-in x 5.5-in x 20-ft Square Transcend Spiced Rum-32BDL	Spiced Rum	bdl
1286860	TT020612TS32	1.3-in x 5.5-in x 12-ft Square Transcend Tiki Torch-32BDL	Tiki Torch	bdl
1286792	TT020616TS32	1.3-in x 5.5-in x 16-ft Square Transcend Tiki Torch-32BDL	Tiki Torch	bdl
1286793	TT020620TS32	1.3-in x 5.5-in x 20-ft Square Transcend Tiki Torch-32BDL	Tiki Torch	bdl

TREX TRANSCEND TROPICALS 2X4 (1.3-IN X 3.4-IN) SQUARE BOARDS

SOS Item #	Model ID #	Product Description	Color	Unit Pack
1303825	HG020416TS01	1.3-in x 3.4-in x 16-ft Square Transcend Havana Gold	Havana Gold	each
1303826	IM020416TS01	1.3-in x 3.4-in x 16-ft Square Transcend Island Mist	Island Mist	each
1303827	LR020416TS01	1.3-in x 3.4-in x 16-ft Square Transcend Lava Rock	Lava Rock	each
1303824	SR020416TS01	1.3-in x 3.4-in x 16-ft Square Transcend Spiced Rum	Spiced Rum	each
1303828	TT020416TS01	1.3-in x 3.4-in x 16-ft Square Transcend Tiki Torch	Tiki Torch	each

TREX SELECT .82-IN X 5.5-IN GROOVED DECK BOARDS

SOS Item #	Model ID #	Product Description	Color	Unit Pack
1286774	670101	.82-in x 5.5-in x 12-ft Grooved Select Madeira	Madeira	each
1286778	670201	.82-in x 5.5-in x 16-ft Grooved Select Madeira	Madeira	each
1286782	670301	.82-in x 5.5-in x 20-ft Grooved Select Madeira	Madeira	each
1286803	674101	.82-in x 5.5-in x 12-ft Grooved Select Pebble Grey	Pebble Grey	each
1286804 / 589167	674201	.82-in x 5.5-in x 16-ft Grooved Select Pebble Grey	Pebble Grey	each
1286805	674301	.82-in x 5.5-in x 20-ft Grooved Select Pebble Grey	Pebble Grey	each
1286772	671101	.82-in x 5.5-in x 12-ft Grooved Select Saddle	Saddle	each
1286776	671201	.82-in x 5.5-in x 16-ft Grooved Select Saddle	Saddle	each
1286780	671301	.82-in x 5.5-in x 20-ft Grooved Select Saddle	Saddle	each
1286773	672101	.82-in x 5.5-in x 12-ft Grooved Select Winchester Grey	Winchester Grey	each
1286777	672201	.82-in x 5.5-in x 16-ft Grooved Select Winchester Grey	Winchester Grey	each
1286781	672301	.82-in x 5.5-in x 20-ft Grooved Select Winchester Grey	Winchester Grey	each
1286775	673101	.82-in x 5.5-in x 12-ft Grooved Select Woodland Brown	Woodland Brown	each
1286779	673201	.82-in x 5.5-in x 16-ft Grooved Select Woodland Brown	Woodland Brown	each
1286783	673301	.82-in x 5.5-in x 20-ft Grooved Select Woodland Brown	Woodland Brown	each

TREX SELECT .82-IN X 5.5-IN GROOVED DECK BOARDS (CONTINUED)

SOS Item #	Model ID #	Product Description	Color	Unit Pack
1286762	670164	.82-in x 5.5-in x 12-ft Grooved Select Madeira-64BDL	Madeira	bdl
1286766	670264	.82-in x 5.5-in x 16-ft Grooved Select Madeira-64BDL	Madeira	bdl
1286770	670364	.82-in x 5.5-in x 20-ft Grooved Select Madeira-64BDL	Madeira	bdl
1286797	674164	.82-in x 5.5-in x 12-ft Grooved Select Pebble Grey-64BDL	Pebble Grey	bdl
1286798	674264	.82-in x 5.5-in x 16-ft Grooved Select Pebble Grey-64BDL	Pebble Grey	bdl
1286799	674364	.82-in x 5.5-in x 20-ft Grooved Select Pebble Grey-64BDL	Pebble Grey	bdl
1286760	671164	.82-in x 5.5-in x 12-ft Grooved Select Saddle-64BDL	Saddle	bdl
1286764	671264	.82-in x 5.5-in x 16-ft Grooved Select Saddle-64BDL	Saddle	bdl
1286768	671364	.82-in x 5.5-in x 20-ft Grooved Select Saddle-64BDL	Saddle	bdl
1286761	672164	.82-in x 5.5-in x 12-ft Grooved Select Winchester Grey-64BDL	Winchester Grey	bdl
1286765	672264	.82-in x 5.5-in x 16-ft Grooved Select Winchester Grey-64BDL	Winchester Grey	bdl
1286769	672364	.82-in x 5.5-in x 20-ft Grooved Select Winchester Grey-64BDL	Winchester Grey	bdl
1286763	673164	.82-in x 5.5-in x 12-ft Grooved Select Woodland Brown-64BDL	Woodland Brown	bdl
1286767	673264	.82-in x 5.5-in x 16-ft Grooved Select Woodland Brown-64BDL	Woodland Brown	bdl
1286771	673364	.82-in x 5.5-in x 20-ft Grooved Select Woodland Brown-64BDL	Woodland Brown	bdl

TREX SELECT .82-IN X 5.5-IN SQUARE DECK BOARDS

SOS Item #	Model ID #	Product Description	Color	Unit Pack
1286750	660101	.82-in x 5.5-in x 12-ft Square Select Madeira	Madeira	each
1286754	660201	.82-in x 5.5-in x 16-ft Square Select Madeira	Madeira	each
1286758	660301	.82-in x 5.5-in x 20-ft Square Select Madeira	Madeira	each
1286800 / 5226668	664101	.82-in x 5.5-in x 12-ft Square Select Pebble Grey	Pebble Grey	each
1286801 / 5226669	664201	.82-in x 5.5-in x 16-ft Square Select Pebble Grey	Pebble Grey	each
1286802	664301	.82-in x 5.5-in x 20-ft Square Select Pebble Grey	Pebble Grey	each
1286748	661101	.82-in x 5.5-in x 12-ft Square Select Saddle	Saddle	each
1286752	661201	.82-in x 5.5-in x 16-ft Square Select Saddle	Saddle	each
1286756	661301	.82-in x 5.5-in x 20-ft Square Select Saddle	Saddle	each
1286749	662101	.82-in x 5.5-in x 12-ft Square Select Winchester Grey	Winchester Grey	each
1286753	662201	.82-in x 5.5-in x 16-ft Square Select Winchester Grey	Winchester Grey	each
1286757	662301	.82-in x 5.5-in x 20-ft Square Select Winchester Grey	Winchester Grey	each
1286751	663101	.82-in x 5.5-in x 12-ft Square Select Woodland Brown	Woodland Brown	each
1286755	663201	.82-in x 5.5-in x 16-ft Square Select Woodland Brown	Woodland Brown	each
1286759	663301	.82-in x 5.5-in x 20-ft Square Select Woodland Brown	Woodland Brown	each

TREX SELECT .82-IN X 5.5-IN SQUARE DECK BOARDS (CONTINUED)

SOS Item #	Model ID #	Product Description	Color	Unit Pack
1286738	660164	.82-in x 5.5-in x 12-ft Square Select Madeira-64BDL	Madeira	bdl
1286742	660264	.82-in x 5.5-in x 16-ft Square Select Madeira-64BDL	Madeira	bdl
1286746	660364	.82-in x 5.5-in x 20-ft Square Select Madeira-64BDL	Madeira	bdl
1286794	664164	.82-in x 5.5-in x 12-ft Square Select Pebble Grey-64BDL	Pebble Grey	bdl
1286795	664264	.82-in x 5.5-in x 16-ft Square Select Pebble Grey-64BDL	Pebble Grey	bdl
1286796	664364	.82-in x 5.5-in x 20-ft Square Select Pebble Grey-64BDL	Pebble Grey	bdl
1286736	661164	.82-in x 5.5-in x 12-ft Square Select Saddle-64BDL	Saddle	bdl
1286740	661264	.82-in x 5.5-in x 16-ft Square Select Saddle-64BDL	Saddle	bdl
1286744	661364	.82-in x 5.5-in x 20-ft Square Select Saddle-64BDL	Saddle	bdl
1286737	662164	.82-in x 5.5-in x 12-ft Square Select Winchester Grey-64BDL	Winchester Grey	bdl
1286741	662264	.82-in x 5.5-in x 16-ft Square Select Winchester Grey-64BDL	Winchester Grey	bdl
1286745	662364	.82-in x 5.5-in x 20-ft Square Select Winchester Grey-64BDL	Winchester Grey	bdl
1286739	663164	.82-in x 5.5-in x 12-ft Square Select Woodland Brown-64BDL	Woodland Brown	bdl
1286743	663264	.82-in x 5.5-in x 16-ft Square Select Woodland Brown-64BDL	Woodland Brown	bdl
1286747	663364	.82-in x 5.5-in x 20-ft Square Select Woodland Brown-64BDL	Woodland Brown	bdl

TREX SELECT 2X6 (1.3-IN X 5.5-IN) SQUARE DECK BOARDS

SOS Item #	Model ID #	Product Description	Color	Unit Pack
1286820	270101	1.3-in x 5.5-in x 12-ft Select Madeira	Madeira	each
1286824	270201	1.3-in x 5.5-in x 16-ft Select Madeira	Madeira	each
1286828	270301	1.3-in x 5.5-in x 20-ft Select Madeira	Madeira	each
1286821	268101	1.3-in x 5.5-in x 12-ft Select Pebble Grey	Pebble Grey	each
1286825	268201	1.3-in x 5.5-in x 16-ft Select Pebble Grey	Pebble Grey	each
1286829	268301	1.3-in x 5.5-in x 20-ft Select Pebble Grey	Pebble Grey	each
1286818	269101	1.3-in x 5.5-in x 12-ft Select Saddle	Saddle	each
1286822	269201	1.3-in x 5.5-in x 16-ft Select Saddle	Saddle	each
1286826	269301	1.3-in x 5.5-in x 20-ft Select Saddle	Saddle	each
1286819	271101	1.3-in x 5.5-in x 12-ft Select Woodland Brown	Woodland Brown	each
1286823	271201	1.3-in x 5.5-in x 16-ft Select Woodland Brown	Woodland Brown	each
1286827	271301	1.3-in x 5.5-in x 20-ft Select Woodland Brown	Woodland Brown	each
1286808	903090	1.3-in x 5.5-in x 12-ft Select Madeira-32BDL	Madeira	bdl
1286812	903190	1.3-in x 5.5-in x 16-ft Select Madeira-32BDL	Madeira	bdl
1286816	903290	1.3-in x 5.5-in x 20-ft Select Madeira-32BDL	Madeira	bdl
1286809	901090	1.3-in x 5.5-in x 12-ft Select Pebble Grey-32BDL	Pebble Grey	bdl
1286813	901190	1.3-in x 5.5-in x 16-ft Select Pebble Grey-32BDL	Pebble Grey	bdl
1286817	901290	1.3-in x 5.5-in x 20-ft Select Pebble Grey-32BDL	Pebble Grey	bdl
1286806	902090	1.3-in x 5.5-in x 12-ft Select Saddle-32BDL	Saddle	bdl
1286810	902190	1.3-in x 5.5-in x 16-ft Select Saddle-32BDL	Saddle	bdl
1286814	902290	1.3-in x 5.5-in x 20-ft Select Saddle-32BDL	Saddle	bdl
1286807	904090	1.3-in x 5.5-in x 12-ft Select Woodland Brown-32BDL	Woodland Brown	bdl
1286811	904190	1.3-in x 5.5-in x 16-ft Select Woodland Brown-32BDL	Woodland Brown	bdl
1286815	904290	1.3-in x 5.5-in x 20-ft Select Woodland Brown-32BDL	Woodland Brown	bdl

TREX ENHANCE NATURALS .94-IN X 5.5-IN GROOVED DECK BOARDS

SOS Item #	Model ID #	Product Description	Color	Unit Pack
1288901	CB010612E2G01	.94-in x 5.5-in x 12-ft Grooved Enhance Naturals Coastal Bluff	Coastal Bluff	each
1288902	CB010616E2G01	.94-in x 5.5-in x 16-ft Grooved Enhance Naturals Coastal Bluff	Coastal Bluff	each
1288871	CB010620E2G01	.94-in x 5.5-in x 20-ft Grooved Enhance Naturals Coastal Bluff	Coastal Bluff	each
1288903	FW010612E2G01	.94-in x 5.5-in x 12-ft Grooved Enhance Naturals Foggy Wharf	Foggy Wharf	each
1288904	FW010616E2G01	.94-in x 5.5-in x 16-ft Grooved Enhance Naturals Foggy Wharf	Foggy Wharf	each
1288872	FW010620E2G01	.94-in x 5.5-in x 20-ft Grooved Enhance Naturals Foggy Wharf	Foggy Wharf	each
1288891	RH010612E2G01	.94-in x 5.5-in x 12-ft Grooved Enhance Naturals Rocky Harbor	Rocky Harbor	each
1288892	RH010616E2G01	.94-in x 5.5-in x 16-ft Grooved Enhance Naturals Rocky Harbor	Rocky Harbor	each
1288850	RH010620E2G01	.94-in x 5.5-in x 20-ft Grooved Enhance Naturals Rocky Harbor	Rocky Harbor	each
1288905	TS010612E2G01	.94-in x 5.5-in x 12-ft Grooved Enhance Naturals Toasted Sand	Toasted Sand	each
1288906	TS010616E2G01	.94-in x 5.5-in x 16-ft Grooved Enhance Naturals Toasted Sand	Toasted Sand	each
1288873	TS010620E2G01	.94-in x 5.5-in x 20-ft Grooved Enhance Naturals Toasted Sand	Toasted Sand	each
1288826	CB010612E2G56	.94-in x 5.5-in x 12-ft Grooved Enhance Naturals Coastal Bluff-56BDL	Coastal Bluff	bdl
1288827	CB010616E2G56	.94-in x 5.5-in x 16-ft Grooved Enhance Naturals Coastal Bluff-56BDL	Coastal Bluff	bdl
1288828	CB010620E2G56	.94-in x 5.5-in x 20-ft Grooved Enhance Naturals Coastal Bluff-56BDL	Coastal Bluff	bdl
1288829	FW010612E2G56	.94-in x 5.5-in x 12-ft Grooved Enhance Naturals Foggy Wharf-56BDL	Foggy Wharf	bdl
1288830	FW010616E2G56	.94-in x 5.5-in x 16-ft Grooved Enhance Naturals Foggy Wharf-56BDL	Foggy Wharf	bdl
1288831	FW010620E2G56	.94-in x 5.5-in x 20-ft Grooved Enhance Naturals Foggy Wharf-56BDL	Foggy Wharf	bdl
1288798	RH010612E2G56	.94-in x 5.5-in x 12-ft Grooved Enhance Naturals Rocky Harbor-56BDL	Rocky Harbor	bdl
1288799	RH010616E2G56	.94-in x 5.5-in x 16-ft Grooved Enhance Naturals Rocky Harbor-56BDL	Rocky Harbor	bdl
1288800	RH010620E2G56	.94-in x 5.5-in x 20-ft Grooved Enhance Naturals Rocky Harbor-56BDL	Rocky Harbor	bdl
1288832	TS010612E2G56	.94-in x 5.5-in x 12-ft Grooved Enhance Naturals Toasted Sand-56BDL	Toasted Sand	bdl
1288833	TS010616E2G56	.94-in x 5.5-in x 16-ft Grooved Enhance Naturals Toasted Sand-56BDL	Toasted Sand	bdl
1288834	TS010620E2G56	.94-in x 5.5-in x 20-ft Grooved Enhance Naturals Toasted Sand-56BDL	Toasted Sand	bdl

TREX ENHANCE NATURALS .94-IN X 5.5-IN SQUARE DECK BOARDS

SOS Item #	Model ID #	Product Description	Color	Unit Pack
1288852	CB010612E2S01	.94-in x 5.5-in x 12-ft Square Enhance Naturals Coastal Bluff	Coastal Bluff	each
1288853	CB010616E2S01	.94-in x 5.5-in x 16-ft Square Enhance Naturals Coastal Bluff	Coastal Bluff	each
1288854	CB010620E2S01	.94-in x 5.5-in x 20-ft Square Enhance Naturals Coastal Bluff	Coastal Bluff	each
1288855	FW010612E2S01	.94-in x 5.5-in x 12-ft Square Enhance Naturals Foggy Wharf	Foggy Wharf	each
1288856	FW010616E2S01	.94-in x 5.5-in x 16-ft Square Enhance Naturals Foggy Wharf	Foggy Wharf	each
1288857	FW010620E2S01	.94-in x 5.5-in x 20-ft Square Enhance Naturals Foggy Wharf	Foggy Wharf	each
1288844	RH010612E2S01	.94-in x 5.5-in x 12-ft Square Enhance Naturals Rocky Harbor	Rocky Harbor	each
1288845	RH010616E2S01	.94-in x 5.5-in x 16-ft Square Enhance Naturals Rocky Harbor	Rocky Harbor	each
1288846	RH010620E2S01	.94-in x 5.5-in x 20-ft Square Enhance Naturals Rocky Harbor	Rocky Harbor	each
1288858	TS010612E2S01	.94-in x 5.5-in x 12-ft Square Enhance Naturals Toasted Sand	Toasted Sand	each
1288859	TS010616E2S01	.94-in x 5.5-in x 16-ft Square Enhance Naturals Toasted Sand	Toasted Sand	each
1288860	TS010620E2S01	.94-in x 5.5-in x 20-ft Square Enhance Naturals Toasted Sand	Toasted Sand	each

TREX ENHANCE NATURALS .94-IN X 5.5-IN SQUARE DECK BOARDS (CONTINUED)

SOS Item #	Model ID #	Product Description	Color	Unit Pack
1288805	CB010612E2S56	.94-in x 5.5-in x 12-ft Square Enhance Naturals Coastal Bluff-56BDL	Coastal Bluff	bdl
1288806	CB010616E2S56	.94-in x 5.5-in x 16-ft Square Enhance Naturals Coastal Bluff-56BDL	Coastal Bluff	bdl
1288807	CB010620E2S56	.94-in x 5.5-in x 20-ft Square Enhance Naturals Coastal Bluff-56BDL	Coastal Bluff	bdl
1288808	FW010612E2S56	.94-in x 5.5-in x 12-ft Square Enhance Naturals Foggy Wharf-56BDL	Foggy Wharf	bdl
1288809	FW010616E2S56	.94-in x 5.5-in x 16-ft Square Enhance Naturals Foggy Wharf-56BDL	Foggy Wharf	bdl
1288810	FW010620E2S56	.94-in x 5.5-in x 20-ft Square Enhance Naturals Foggy Wharf-56BDL	Foggy Wharf	bdl
1288792	RH010612E2S56	.94-in x 5.5-in x 12-ft Square Enhance Naturals Rocky Harbor-56BDL	Rocky Harbor	bdl
1288793	RH010616E2S56	.94-in x 5.5-in x 16-ft Square Enhance Naturals Rocky Harbor-56BDL	Rocky Harbor	bdl
1288794	RH010620E2S56	.94-in x 5.5-in x 20-ft Square Enhance Naturals Rocky Harbor-56BDL	Rocky Harbor	bdl
1288811	TS010612E2S56	.94-in x 5.5-in x 12-ft Square Enhance Naturals Toasted Sand-56BDL	Toasted Sand	bdl
1288812	TS010616E2S56	.94-in x 5.5-in x 16-ft Square Enhance Naturals Toasted Sand-56BDL	Toasted Sand	bdl
1288813	TS010620E2S56	.94-in x 5.5-in x 20-ft Square Enhance Naturals Toasted Sand-56BDL	Toasted Sand	bdl

TREX ENHANCE BASICS .94-IN X 5.5-IN GROOVED DECK BOARDS

SOS Item #	Model ID #	Product Description	Color	Unit Pack
1288899	BD010612E2G01	.94-in x 5.5-in x 12-ft Grooved Enhance Basics Beach Dune	Beach Dune	each
1288900	BD010616E2G01	.94-in x 5.5-in x 16-ft Grooved Enhance Basics Beach Dune	Beach Dune	each
1288870	BD010620E2G01	.94-in x 5.5-in x 20-ft Grooved Enhance Basics Beach Dune	Beach Dune	each
1288907	CS010612E2G01	.94-in x 5.5-in x 12-ft Grooved Enhance Basics Clam Shell	Clam Shell	each
1288908	CS010616E2G01	.94-in x 5.5-in x 16-ft Grooved Enhance Basics Clam Shell	Clam Shell	each
1288874	CS010620E2G01	.94-in x 5.5-in x 20-ft Grooved Enhance Basics Clam Shell	Clam Shell	each
1288909	SD010612E2G01	.94-in x 5.5-in x 12-ft Grooved Enhance Basics Saddle	Saddle	each
1288910	SD010616E2G01	.94-in x 5.5-in x 16-ft Grooved Enhance Basics Saddle	Saddle	each
1288875	SD010620E2G01	.94-in x 5.5-in x 20-ft Grooved Enhance Basics Saddle	Saddle	each
1288835	BD010612E2G56	.94-in x 5.5-in x 12-ft Grooved Enhance Basics Beach Dune-56BDL	Beach Dune	bdl
1288836	BD010616E2G56	.94-in x 5.5-in x 16-ft Grooved Enhance Basics Beach Dune-56BDL	Beach Dune	bdl
1288837	BD010620E2G56	.94-in x 5.5-in x 20-ft Grooved Enhance Basics Beach Dune-56BDL	Beach Dune	bdl
1288838	CS010612E2G56	.94-in x 5.5-in x 12-ft Grooved Enhance Basics Clam Shell-56BDL	Clam Shell	bdl
1288839	CS010616E2G56	.94-in x 5.5-in x 16-ft Grooved Enhance Basics Clam Shell-56BDL	Clam Shell	bdl
1288840	CS010620E2G56	.94-in x 5.5-in x 20-ft Grooved Enhance Basics Clam Shell-56BDL	Clam Shell	bdl
1288841	SD010612E2G56	.94-in x 5.5-in x 12-ft Grooved Enhance Basics Saddle-56BDL	Saddle	bdl
1288842	SD010616E2G56	.94-in x 5.5-in x 16-ft Grooved Enhance Basics Saddle-56BDL	Saddle	bdl
1288843	SD010620E2G56	.94-in x 5.5-in x 20-ft Grooved Enhance Basics Saddle-56BDL	Saddle	bdl

TREX ENHANCE BASICS .94-IN X 5.5-IN SQUARE DECK BOARDS

SOS Item #	Model ID #	Product Description	Color	Unit Pack
1288863	BD010620E2S01	.94-in x 5.5-in x 20-ft Square Enhance Basics Beach Dune	Beach Dune	each
1288862	BD010616E2S01	.94-in x 5.5-in x 16-ft Square Enhance Basics Beach Dune	Beach Dune	each
1288861	BD010612E2S01	.94-in x 5.5-in x 12-ft Square Enhance Basics Beach Dune	Beach Dune	each
1288866 / 883780	CS010620E2S01	.94-in x 5.5-in x 20-ft Square Enhance Basics Clam Shell	Clam Shell	each
1288865	CS010616E2S01	.94-in x 5.5-in x 16-ft Square Enhance Basics Clam Shell	Clam Shell	each
1288864	CS010612E2S01	.94-in x 5.5-in x 12-ft Square Enhance Basics Clam Shell	Clam Shell	each
1288869 / 883782	SD010620E2S01	.94-in x 5.5-in x 20-ft Square Enhance Basics Saddle	Saddle	each
1288868	SD010616E2S01	.94-in x 5.5-in x 16-ft Square Enhance Basics Saddle	Saddle	each
1288867	SD010612E2S01	.94-in x 5.5-in x 12-ft Square Enhance Basics Saddle	Saddle	each
1288817	BD010620E2S56	.94-in x 5.5-in x 20-ft Square Enhance Basics Beach Dune-56BDL	Beach Dune	bdl
1288816	BD010616E2S56	.94-in x 5.5-in x 16-ft Square Enhance Basics Beach Dune-56BDL	Beach Dune	bdl
1288815	BD010612E2S56	.94-in x 5.5-in x 12-ft Square Enhance Basics Beach Dune-56BDL	Beach Dune	bdl
1288821 / 883779	CS010620E2S56	.94-in x 5.5-in x 20-ft Square Enhance Basics Clam Shell-56BDL	Clam Shell	bdl
1288820	CS010616E2S56	.94-in x 5.5-in x 16-ft Square Enhance Basics Clam Shell-56BDL	Clam Shell	bdl
1288819	CS010612E2S56	.94-in x 5.5-in x 12-ft Square Enhance Basics Clam Shell-56BDL	Clam Shell	bdl
1288825 / 883781	SD010620E2S56	.94-in x 5.5-in x 20-ft Square Enhance Basics Saddle-56BDL	Saddle	bdl
1288824	SD010616E2S56	.94-in x 5.5-in x 16-ft Square Enhance Basics Saddle-56BDL	Saddle	bdl
1288823	SD010612E2S56	.94-in x 5.5-in x 12-ft Square Enhance Basics Saddle-56BDL	Saddle	bdl

FASCIA

TREX TRANSCEND LINEAGE FASCIA

SOS Item #	Model ID #	Product Description	Color	Unit Pack
5175667	BC010812TLS01	.56-in x 7.25-in x 12-ft Transcend Fascia Biscayne	Biscayne	each
5336275	CL010812TLS01	.56-in x 7.25-in x 12-ft Transcend Fascia Carmel	Carmel	each
5336277	JA010812TLS01	.56-in x 7.25-in x 12-ft Transcend Fascia Jasper	Jasper	each
5175666	RN010812TLS01	.56-in x 7.25-in x 12-ft Transcend Fascia Rainier	Rainier	each
5175665	BC011212TLS01	.56-in x 11.375-in x 12-ft Transcend Fascia Biscayne	Biscayne	each
5336276	CL011212TLS01	.56-in x 11.375-in x 12-ft Transcend Fascia Carmel	Carmel	each
5336278	JA011212TLS01	.56-in x 11.375-in x 12-ft Transcend Fascia Jasper	Jasper	each
5175664	RN011212TLS01	.56-in x 11.375-in x 12-ft Transcend Fascia Rainier	Rainier	each

TREX TRANSCEND FASCIA

SOS Item #	Model ID #	Product Description	Color	Unit Pack
1303819	GP010812T2S01	.56-in x 7.25-in x 12-ft Transcend Fascia Gravel Path	Gravel Path	each
1286273	HG010812TS01	.56-in x 7.25-in x 12-ft Transcend Fascia Havana Gold	Havana Gold	each
1286257	690087	.56-in x 7.25-in x 12-ft Transcend Fascia Island Mist	Island Mist	each
1285886	890087	.56-in x 7.25-in x 12-ft Transcend Fascia Lava Rock	Lava Rock	each
1303822	RS010812T2S01	.56-in x 7.25-in x 12-ft Transcend Fascia Rope Swing	Rope Swing	each
1285885	880087	.56-in x 7.25-in x 12-ft Transcend Fascia Spiced Rum	Spiced Rum	each
1286041	640087	.56-in x 7.25-in x 12-ft Transcend Fascia Tiki Torch	Tiki Torch	each
1303821	VL010812T2S01	.56-in x 7.25-in x 12-ft Transcend Fascia Vintage Lantern	Vintage Lantern	each
1303815	GP011212T2S01	.56-in x 11.375-in x 12-ft Transcend Fascia Gravel Path	Gravel Path	each
1286274	HG011212TS01	.56-in x 11.375-in x 12-ft Transcend Fascia Havana Gold	Havana Gold	each
1286258	690127	.56-in x 11.375-in x 12-ft Transcend Fascia Island Mist	Island Mist	each
1285888	891087	.56-in x 11.375-in x 12-ft Transcend Fascia Lava Rock	Lava Rock	each
1303823	RS011212T2S01	.56-in x 11.375-in x 12-ft Transcend Fascia Rope Swing	Rope Swing	each
1285887	881087	.56-in x 11.375-in x 12-ft Transcend Fascia Spiced Rum	Spiced Rum	each
1286042	640127	.56-in x 11.375-in x 12-ft Transcend Fascia Tiki Torch	Tiki Torch	each
1303817	VL011212T2S01	.56-in x 11.375-in x 12-ft Transcend Fascia Vintage Lantern	Vintage Lantern	each

TREX SELECT FASCIA

SOS Item #	Model ID #	Product Description	Color	Unit Pack
1286144	664087	.56-in x 7.25-in x 12-ft Select Fascia Madeira	Madeira	each
1286164	668087	.56-in x 7.25-in x 12-ft Select Fascia Pebble Grey	Pebble Grey	each
1286142	665087	.56-in x 7.25-in x 12-ft Select Fascia Saddle	Saddle	each
1286143	666087	.56-in x 7.25-in x 12-ft Select Fascia Winchester Grey	Winchester Grey	each
1286145	667087	.56-in x 7.25-in x 12-ft Select Fascia Woodland Brown	Woodland Brown	each
1286148	664127	.56-in x 11.375-in x 12-ft Select Fascia Madeira	Madeira	each
1286165	668127	.56-in x 11.375-in x 12-ft Select Fascia Pebble Grey	Pebble Grey	each
1286147	666127	.56-in x 11.375-in x 12-ft Select Fascia Winchester Grey	Winchester Grey	each
1286149	667127	.56-in x 11.375-in x 12-ft Select Fascia Woodland Brown	Woodland Brown	each
1286146	665127	.56-in x 11.375-in x 12-ft Select Fascia-Saddle	Saddle	each

TREX ENHANCE FASCIA

SOS Item #	Model ID #	Product Description	Color	Unit Pack
1288880	CB010812E2S01	.56-in x 7.25-in x 12-ft Enhance Naturals Fascia Coastal Bluff	Coastal Bluff	each
1288882	FW010812E2S01	.56-in x 7.25-in x 12-ft Enhance Naturals Fascia Foggy Wharf	Foggy Wharf	each
1288884	RH010812E2S01	.56-in x 7.25-in x 12-ft Enhance Naturals Fascia Rocky Harbor	Rocky Harbor	each
1288886 / 1574138	TS010812E2S01	.56-in x 7.25-in x 12-ft Enhance Naturals Fascia Toasted Sand	Toasted Sand	each
1288911	BD010812E2S01	.56-in x 7.25-in x 12-ft Enhance Basics Fascia Beach Dune	Beach Dune	each
1288878 / 1574137	CS010812E2S01	.56-in x 7.25-in x 12-ft Enhance Basics Fascia Clam Shell	Clam Shell	each
1288876 / 1574136	SD010812E2S01	.56-in x 7.25-in x 12-ft Enhance Basics Fascia Saddle	Saddle	each
1288881	CB011212E2S01	.56-in x 11.375-in x 12-ft Enhance Naturals Fascia Coastal Bluff	Coastal Bluff	each
1288883	FW011212E2S01	.56-in x 11.375-in x 12-ft Enhance Naturals Fascia Foggy Wharf	Foggy Wharf	each
1288885	RH011212E2S01	.56-in x 11.375-in x 12-ft Enhance Naturals Fascia Rocky Harbor	Rocky Harbor	each
1288887	TS011212E2S01	.56-in x 11.375-in x 12-ft Enhance Naturals Fascia Toasted Sand	Toasted Sand	each
1288912	BD011212E2S01	.56-in x 11.375-in x 12-ft Enhance Basics Fascia Beach Dune	Beach Dune	each
1288879 / 4952315	CS011212E2S01	.56-in x 11.375-in x 12-ft Enhance Basics Fascia Clam Shell	Clam Shell	each
1288877 / 4952314	SD011212E2S01	.56-in x 11.375-in x 12-ft Enhance Basics Fascia Saddle	Saddle	each

TREX UNIVERSAL FASCIA

SOS Item #	Model ID #	Product Description	Color	Unit Pack
1286039	101087	.56-in x 7.25-in x 12-ft Universal Fascia Universal White	Universal White	each
1286040	101127	.56-in x 11.375-in x 12-ft Universal Fascia Universal White	Universal White	each

FASTENERS

TREX HIDEAWAY HIDDEN FASTENING SYSTEM

SOS Item #	Model ID #	Product Description	Color	Unit Pack
1286539	900090	Universal Fastener-90 Glass Filled Nylon Clips-Box for 50 sq ft for 16-in O.C.	Black	each
1286454 / 351166	910900	Universal Fastener-900 Glass Filled Nylon Clips-Bucket for 500 sq ft for 16-in O.C.	Black	each
1286210 / 303569	900091	Universal Starter Clip Bag-36 Starter Clips-All Decking for 400 sq ft for 16-in O.C.	Black	each
4911355	ONESTEPTL	Trex Universal Fastener Installation Tool	Black	each
1286405	024422	Router Bit	Black	each

HIDDEN FASTENER CALCULATION TIPS

UNIVERSAL FASTENERS NEEDED

of joists x # of decking boards = # of Universal Fasteners

Ninety (90) Universal Fasteners will cover approximately 50 sq. ft. (4.6 m²) using 5.5" (140 mm) decking boards on 16" (406 mm) center

Joist Spacing (on center)	Deck Size Square Feet				
	100	200	300	400	500
12" (304 mm)	210	441	672	882	1113
16" (406 mm)	175	336	512	672	848
24" (609 mm)	110	231	352	462	583

START CLIPS NEEDED

You will need 0.75 clips for every lineal foot of decking.
For example, 40 ft of decking would require 30 start clips.

0.75 x ____ ft of decking = # of start clips

NOTE: When using hidden fasteners (both start clips and universal fasteners), one must be used on every joist.

NOTE: Do not share a single clip at butt seams (end to end) of decking boards. Install framing board along joist where seams will butt, and use a fastener on each side of both boards.



RAILING

STEP 1 TREX RAILING – POST SLEEVES & ACCESSORIES

SOS Item #	Model ID #	Product Description	Color	Unit Pack
1285741	890002	4.45-in x 4.45-in x 40-in Post Sleeve – Fits over a 4x4 pressure treated post – Charcoal Black	Charcoal Black	each
1285719	024193	4.45-in x 4.45-in x 40-in Post Sleeve – Fits over a 4x4 pressure treated post – Classic White	Classic White	each
1285830	810002	4.45-in x 4.45-in x 40-in Post Sleeve – Fits over a 4x4 pressure treated post – Gravel Path	Gravel Path	each
1285924	870002	4.45-in x 4.45-in x 40-in Post Sleeve – Fits over a 4x4 pressure treated post – Rope Swing	Rope Swing	each
1285827	800002	4.45-in x 4.45-in x 40-in Post Sleeve – Fits over a 4x4 pressure treated post – Tree House	Tree House	each
1285828	820002	4.45-in x 4.45-in x 40-in Post Sleeve – Fits over a 4x4 pressure treated post – Vintage Lantern	Vintage Lantern	each
1285871	441086	4.45-in x 4.45-in x 108-in Post Sleeve – Fits over a 4x4 pressure treated post – Charcoal Black	Charcoal Black	each
1285876	441081	4.45-in x 4.45-in x 108-in Post Sleeve – Fits over a 4x4 pressure treated post – Classic White	Classic White	each
1285873	441083	4.45-in x 4.45-in x 108-in Post Sleeve – Fits over a 4x4 pressure treated post – Gravel Path	Gravel Path	each
1285925	441087	4.45-in x 4.45-in x 108-in Post Sleeve – Fits over a 4x4 pressure treated post – Rope Swing	Rope Swing	each
1285875	441082	4.45-in x 4.45-in x 108-in Post Sleeve – Fits over a 4x4 pressure treated post – Tree House	Tree House	each
1285872	441084	4.45-in x 4.45-in x 108-in Post Sleeve – Fits over a 4x4 pressure treated post – Vintage Lantern	Vintage Lantern	each
1285609	033817	5.5-in x 5.5-in x 39-in Post Sleeve – Fits over a 4x4 pressure treated post – Classic White	Classic White	each
1286064	661081	5.5-in x 5.5-in x 108-in Post Sleeve – Fits over a 4x4 pressure treated post – Classic White	Classic White	each
1305058	ALPOSTMOUNT36	Aluminum Surface Mount Post for 36-in Rail Height – 1 Box	Black	box
1305059	ALPOSTMOUNT42	Aluminum Surface Mount Post for 42-in Rail Height – 1 Box	Black	box
1286259	ALPOSTHWDECK	Aluminum Mounting Plate and Hardware	N/A	bag
1305060	ALPOSTHWCONC	Concrete Post Mount Kit	N/A	each

STEP 2a TREX RAILING – POST SLEEVE CAPS

SOS Item #	Model ID #	Product Description	Color	Unit Pack
1285745	890005	4.55-in x 4.55-in Post Sleeve Flat Cap – Charcoal Black	Charcoal Black	each
1285709	024292	4.55-in x 4.55-in Post Sleeve Flat Cap – Classic White	Classic White	each
1285778	810005	4.55-in x 4.55-in Post Sleeve Flat Cap – Gravel Path	Gravel Path	each
1285943	870005	4.55-in x 4.55-in Post Sleeve Flat Cap – Rope Swing	Rope Swing	each
1285775	800005	4.55-in x 4.55-in Post Sleeve Flat Cap – Tree House	Tree House	each
1285776	820005	4.55-in x 4.55-in Post Sleeve Flat Cap – Vintage Lantern	Vintage Lantern	each
1285710	024293	5.55-in x 5.55-in Post Sleeve Flat Cap – Classic White	Classic White	each

STEP 2b TREX RAILING – POST SLEEVE SKIRTS

SOS Item #	Model ID #	Product Description	Color	Unit Pack
1285744	890001	4.55-in x 4.55-in Post Sleeve Skirt – Charcoal Black	Charcoal Black	each
1285707	024290	4.55-in x 4.55-in Post Sleeve Skirt – Classic White	Classic White	each
1285786	810001	4.55-in x 4.55-in Post Sleeve Skirt – Gravel Path	Gravel Path	each
1285942	870001	4.55-in x 4.55-in Post Sleeve Skirt – Rope Swing	Rope Swing	each
1285783	800001	4.55-in x 4.55-in Post Sleeve Skirt – Tree House	Tree House	each
1285784	820001	4.55-in x 4.55-in Post Sleeve Skirt – Vintage Lantern	Vintage Lantern	each
1285708	024291	5.55-in x 5.55-in Post Sleeve Skirt – Classic White	Classic White	each

STEP 1+2 TREX SIGNATURE RAILING – ALUMINUM POSTS

SOS Item #	Model ID #	Product Description	Color	Unit Pack
1286168	BZAL252537RCAP	2.5-in x 2.5-in x 37-in Signature Post with Cap and Skirt – Horizontal – Bronze	Bronze	each
1286166	BKAL252537RCAP	2.5-in x 2.5-in x 37-in Signature Post with Cap and Skirt – Horizontal – Charcoal Black	Charcoal Black	each
1286167	WTAL252537RCAP	2.5-in x 2.5-in x 37-in Signature Post with Cap and Skirt – Horizontal – Classic White	Classic White	each
1286171	BZAL252543RCAP	2.5-in x 2.5-in x 43-in Signature Post with Cap and Skirt – Horizontal – Bronze	Bronze	each
1286169	BKAL252543RCAP	2.5-in x 2.5-in x 43-in Signature Post with Cap and Skirt – Horizontal – Charcoal Black	Charcoal Black	each
1286170	WTAL252543RCAP	2.5-in x 2.5-in x 43-in Signature Post with Cap and Skirt – Horizontal – Classic White	Classic White	each
1286174	BZAL252553RCAP	2.5-in x 2.5-in x 53-in Signature Post with Cap and Skirt – Stair – Bronze	Bronze	each
1286172	BKAL252553RCAP	2.5-in x 2.5-in x 53-in Signature Post with Cap and Skirt – Stair – Charcoal Black	Charcoal Black	each
1286173	WTAL252553RCAP	2.5-in x 2.5-in x 53-in Signature Post with Cap and Skirt – Stair – Classic White	Classic White	each
1305152	BKCORNERFMNTWOOD	Fascia Mount Post – Corner Kit – 1 per corner - Wood – Black	Black	each
1305153	BZCORNERFMNTWOOD	Fascia Mount Post – Corner Kit – 1 per corner - Wood – Bronze	Bronze	each
1305143	WTCORNERFMNTWOOD	Fascia Mount Post – Corner Kit – 1 per corner - Wood – Classic White	Classic White	each

STEP 1+2 TREX SIGNATURE RAILING – ALUMINUM CROSSOVER POSTS
Includes post with premounted crossover bracket and skirt.

SOS Item #	Model ID #	Product Description	Color	Unit Pack
1286276	BZAL252536RCCP	2.5-in x 2.5-in x 36-in Signature Crossover Post – Bronze	Bronze	each
1286275	BKAL252536RCCP	2.5-in x 2.5-in x 36-in Signature Crossover Post – Charcoal Black	Charcoal Black	each
1286277	WTAL252536RCCP	2.5-in x 2.5-in x 36-in Signature Crossover Post – Classic White	Classic White	each
1286279	BZAL252542RCCP	2.5-in x 2.5-in x 42-in Signature Crossover Post – Bronze	Bronze	each
1286278	BKAL252542RCCP	2.5-in x 2.5-in x 42-in Signature Crossover Post – Charcoal Black	Charcoal Black	each
1286280	WTAL252542RCCP	2.5-in x 2.5-in x 42-in Signature Crossover Post – Classic White	Classic White	each

STEP 1+2 TREX SIGNATURE RAILING – POST ACCESSORIES

SOS Item #	Model ID #	Product Description	Color	Unit Pack
1305147	BZFMNTWOOD	Signature Fascia Mount Kit – Wood – Bronze	Bronze	bag
1305146	BKFMNTWOOD	Signature Fascia Mount Kit – Wood – Charcoal Black	Charcoal Black	bag
1305140	WTFMNTWOOD	Signature Fascia Mount Kit – Wood – Classic White	Classic White	bag
1286259	ALPOSTHWDECK	Aluminum Mounting Plate and Hardware	N/A	each
1305060	ALPOSTHWCONC	Concrete Post Mount Kit	N/A	each

STEP 3

TREX SIGNATURE RAILING – ALUMINUM RAIL & BALUSTER KITS

Includes top rail, bottom rail, balusters and mounting & support hardware.

SOS Item #	Model ID #	Product Description	Color	Unit Pack
1286069	780120	72-in x 36-in Signature Rail Kit with Round Balusters – Horizontal – Charcoal Black	Charcoal Black	box
1286097	780312	72-in x 36-in Signature Rail Kit with Square Balusters – Horizontal – Bronze	Bronze	box
1286065	780112	72-in x 36-in Signature Rail Kit with Square Balusters – Horizontal – Charcoal Black	Charcoal Black	box
1286081	780212	72-in x 36-in Signature Rail Kit with Square Balusters – Horizontal – Classic White	Classic White	box
1286070	780121	72-in x 36-in Signature Rail Kit with Round Balusters – Stair – Charcoal Black	Charcoal Black	box
1286098	780313	72-in x 36-in Signature Rail Kit with Square Balusters – Stair – Bronze	Bronze	box
1286066	780113	72-in x 36-in Signature Rail Kit with Square Balusters – Stair – Charcoal Black	Charcoal Black	box
1286082	780213	72-in x 36-in Signature Rail Kit with Square Balusters – Stair – Classic White	Classic White	box
1286077	780124	72-in x 42-in Signature Rail Kit with Round Balusters – Horizontal – Charcoal Black	Charcoal Black	box
1286105	780316	72-in x 42-in Signature Rail Kit with Square Balusters – Horizontal – Bronze	Bronze	box
1286073	780116	72-in x 42-in Signature Rail Kit with Square Balusters – Horizontal – Charcoal Black	Charcoal Black	box
1286089	780216	72-in x 42-in Signature Rail Kit with Square Balusters – Horizontal – Classic White	Classic White	box
1286078	780125	72-in x 42-in Signature Rail Kit with Round Balusters – Stair – Charcoal Black	Charcoal Black	box
1286106	780317	72-in x 42-in Signature Rail Kit with Square Balusters – Stair – Bronze	Bronze	box
1286074	780117	72-in x 42-in Signature Rail Kit with Square Balusters – Stair – Charcoal Black	Charcoal Black	box
1286090	780217	72-in x 42-in Signature Rail Kit with Square Balusters – Stair – Classic White	Classic White	box
1286071	780122	96-in x 36-in Signature Rail Kit with Round Balusters – Horizontal – Charcoal Black	Charcoal Black	box
1286099	780314	96-in x 36-in Signature Rail Kit with Square Balusters – Horizontal – Bronze	Bronze	box
1286067	780114	96-in x 36-in Signature Rail Kit with Square Balusters – Horizontal – Charcoal Black	Charcoal Black	box
1286083	780214	96-in x 36-in Signature Rail Kit with Square Balusters – Horizontal – Classic White	Classic White	box
1286072	780123	96-in x 36-in Signature Rail Kit with Round Balusters – Stair – Charcoal Black	Charcoal Black	box
1286100	780315	96-in x 36-in Signature Rail Kit with Square Balusters – Stair – Bronze	Bronze	box
1286068	780115	96-in x 36-in Signature Rail Kit with Square Balusters – Stair – Charcoal Black	Charcoal Black	box
1286084	780215	96-in x 36-in Signature Rail Kit with Square Balusters – Stair – Classic White	Classic White	box
1286079	780126	96-in x 42-in Signature Rail Kit with Round Balusters – Horizontal – Charcoal Black	Charcoal Black	box
1286117	780318	96-in x 42-in Signature Rail Kit with Square Balusters – Horizontal – Bronze	Bronze	box
1286075	780118	96-in x 42-in Signature Rail Kit with Square Balusters – Horizontal – Charcoal Black	Charcoal Black	box
1286091	780218	96-in x 42-in Signature Rail Kit with Square Balusters – Horizontal – Classic White	Classic White	box
1286080	780127	96-in x 42-in Signature Rail Kit with Round Balusters – Stair – Charcoal Black	Charcoal Black	box
1286108	780319	96-in x 42-in Signature Rail Kit with Square Balusters – Stair – Bronze	Bronze	box
1286076	780119	96-in x 42-in Signature Rail Kit with Square Balusters – Stair – Charcoal Black	Charcoal Black	box
1286092	780219	96-in x 42-in Signature Rail Kit with Square Balusters – Stair – Classic White	Classic White	box

STEP 3**TREX SIGNATURE RAILING – ASSEMBLED ALUMINUM PANELS**

Includes a preassembled panel of railing with square balusters. Mounting hardware sold separately.

SOS Item #	Model ID #	Product Description	Color	Unit Pack
1305148	BKAS0636HRPNL	72-in x 36-in Signature Rail Assembled Panel with Square Balusters – Horizontal – (no hardware) – Charcoal Black	Charcoal Black	each
1305150	BKAS0642HRPNL	72-in x 42-in Signature Rail Assembled Panel with Square Balusters – Horizontal – (no hardware) – Charcoal Black	Charcoal Black	each
1305149	BKAS0836HRPNL	96-in x 36-in Signature Rail Assembled Panel with Square Balusters – Horizontal – (no hardware) – Charcoal Black	Charcoal Black	each
1305151	BKAS0842HRPNL	96-in x 42-in Signature Rail Assembled Panel with Square Balusters – Horizontal – (no hardware) – Charcoal Black	Charcoal Black	each

STEP 3**TREX SIGNATURE RAILING – ROD RAIL KITS**

Includes top rail, bottom rail, rods and mounting & support hardware.

SOS Item #	Model ID #	Product Description	Color	Unit Pack
1288975	BZPLROD0636HRK	72-in x 36-in Signature Bronze Frame and Platinum Rod Railing – Horizontal	Bronze	each
1288974	BKBKROD0636HRK	72-in x 36-in Signature Charcoal Black Frame and Black Rod Railing – Horizontal	Charcoal Black	each
1288973	BKPLROD0636HRK	72-in x 36-in Signature Charcoal Black Frame and Platinum Rod Railing – Horizontal	Charcoal Black	each
1288978	BZPLROD0636SRK	72-in x 36-in Signature Bronze Frame and Platinum Rod Railing – Stair	Bronze	each
1288977	BKBKROD0636SRK	72-in x 36-in Signature Charcoal Black Frame and Black Rod Railing – Stair	Charcoal Black	each
1288976	BKPLROD0636SRK	72-in x 36-in Signature Charcoal Black Frame and Platinum Rod Railing – Stair	Charcoal Black	each
1288987	BZPLROD0642HRK	72-in x 42-in Signature Bronze Frame and Platinum Rod Railing – Horizontal	Bronze	each
1288986	BKBKROD0642HRK	72-in x 42-in Signature Charcoal Black Frame and Black Rod Railing – Horizontal	Charcoal Black	each
1288985	BKPLROD0642HRK	72-in x 42-in Signature Charcoal Black Frame and Platinum Rod Railing – Horizontal	Charcoal Black	each
1288990	BZPLROD0642SRK	72-in x 42-in Signature Bronze Frame and Platinum Rod Railing – Stair	Bronze	each
1288989	BKBKROD0642SRK	72-in x 42-in Signature Charcoal Black Frame and Black Rod Railing – Stair	Charcoal Black	each
1288988	BKPLROD0642SRK	72-in x 42-in Signature Charcoal Black Frame and Platinum Rod Railing – Stair	Charcoal Black	each
1288981	BZPLROD0836HRK	96-in x 36-in Signature Bronze Frame and Platinum Rod Railing – Horizontal	Bronze	each
1288980	BKBKROD0836HRK	96-in x 36-in Signature Charcoal Black Frame and Black Rod Railing – Horizontal	Charcoal Black	each
1288979	BKPLROD0836HRK	96-in x 36-in Signature Charcoal Black Frame and Platinum Rod Railing – Horizontal	Charcoal Black	each
1288984	BZPLROD0836SRK	96-in x 36-in Signature Bronze Frame and Platinum Rod Railing – Stair	Bronze	each
1288983	BKBKROD0836SRK	96-in x 36-in Signature Charcoal Black Frame and Black Rod Railing – Stair	Charcoal Black	each
1288982	BKPLROD0836SRK	96-in x 36-in Signature Charcoal Black Frame and Platinum Rod Railing – Stair	Charcoal Black	each
1288993	BZPLROD0842HRK	96-in x 42-in Signature Bronze Frame and Platinum Rod Railing – Horizontal	Bronze	each
1288991	BKPLROD0842HRK	96-in x 42-in Signature Charcoal Black Frame and Platinum Rod Railing – Horizontal	Charcoal Black	each
1288992	BKBKROD0842HRK	96-in x 42-in Signature Charcoal Black Frame and Black Rod Railing – Horizontal	Charcoal Black	each
1288996	BZPLROD0842SRK	96-in x 42-in Signature Bronze Frame and Platinum Rod Railing – Stair	Bronze	each
1288995	BKBKROD0842SRK	96-in x 42-in Signature Charcoal Black Frame and Black Rod Railing – Stair	Charcoal Black	each
1288994	BKPLROD0842SRK	96-in x 42-in Signature Charcoal Black Frame and Platinum Rod Railing – Stair	Charcoal Black	each

STEP
ACCESSORY

3

TREX SIGNATURE RAILING – ROD RAIL VERTICAL CUT KITS

Includes end verticals, anti-rattle straws and mounting hardware.
Use as an accessory for cut rod railing sections, brackets not included.

SOS Item #	Model ID #	Product Description	Color	Unit Pack
5336267	BK36RODHVERTK	36-in Signature Rod Rail Vertical Kit – Horizontal – Charcoal Black	Charcoal Black	bag
5336271	PL36RODHVERTK	36-in Signature Rod Rail Vertical Kit – Horizontal – Platinum	Platinum	bag
5336268	BK36RODSVERTK	36-in Signature Rod Rail Vertical Kit – Stair – Charcoal Black	Charcoal Black	bag
5336272	PL36RODSVERTK	36-in Signature Rod Rail Vertical Kit – Stair – Platinum	Platinum	bag
5336269	BK42RODHVERTK	42-in Signature Rod Rail Vertical Kit – Horizontal – Charcoal Black	Charcoal Black	bag
5336273	PL42RODHVERTK	42-in Signature Rod Rail Vertical Kit – Horizontal – Platinum	Platinum	bag
5336270	BK42RODSVERTK	42-in Signature Rod Rail Vertical Kit – Stair – Charcoal Black	Charcoal Black	bag
5336274	PL42RODSVERTK	42-in Signature Rod Rail Vertical Kit – Stair – Platinum	Platinum	bag

STEP

3

TREX SIGNATURE RAILING – MESH RAILING KITS

Includes top rail, bottom rail, foot block, verticals, anti-rattle gaskets, hardware and bracket pack. Mesh infill panel not included.

SOS Item #	Model ID #	Product Description	Color	Unit Pack
5336248	BZA0636PNLHRK	72-in x 36-in Signature Mesh Railing Kit – Horizontal – Bronze	Bronze	box
5336249	BKA0636PNLHRK	72-in x 36-in Signature Mesh Railing Kit – Horizontal – Charcoal Black	Charcoal Black	box
5336250	BZA0636PNLSRK	72-in x 36-in Signature Mesh Railing Kit – Stair – Bronze	Bronze	box
5336251	BKA0636PNLSRK	72-in x 36-in Signature Mesh Railing Kit – Stair – Charcoal Black	Charcoal Black	box
5336253	BZA0642PNLHRK	72-in x 42-in Signature Mesh Railing Kit – Horizontal – Bronze	Bronze	box
5336254	BKA0642PNLHRK	72-in x 42-in Signature Mesh Railing Kit – Horizontal – Charcoal Black	Charcoal Black	box
5336255	BZA0642PNLSRK	72-in x 42-in Signature Mesh Railing Kit – Stair – Bronze	Bronze	box
5336256	BKA0642PNLSRK	72-in x 42-in Signature Mesh Railing Kit – Stair – Charcoal Black	Charcoal Black	box
5336257	BZA0836PNLHRK	96-in x 36-in Signature Mesh Railing Kit – Horizontal – Bronze	Bronze	box
5336258	BKA0836PNLHRK	96-in x 36-in Signature Mesh Railing Kit – Horizontal – Charcoal Black	Charcoal Black	box
5336259	BZA0836PNLSRK	96-in x 36-in Signature Mesh Railing Kit – Stair – Bronze	Bronze	box
5336260	BKA0836PNLSRK	96-in x 36-in Signature Mesh Railing Kit – Stair – Charcoal Black	Charcoal Black	box
5336262	BZA0842PNLHRK	96-in x 42-in Signature Mesh Railing Kit – Horizontal – Bronze	Bronze	box
5336263	BKA0842PNLHRK	96-in x 42-in Signature Mesh Railing Kit – Horizontal – Charcoal Black	Charcoal Black	box
5336264	BZA0842PNLSRK	96-in x 42-in Signature Mesh Railing Kit – Stair – Bronze	Bronze	box
5336265	BKA0842PNLSRK	96-in x 42-in Signature Mesh Railing Kit – Stair – Charcoal Black	Charcoal Black	box

STEP
ACCESSORY

3

TREX SIGNATURE RAILING – MESH RAILING VERTICAL CUT KITS

Includes end verticals, anti-rattle straws and mounting hardware. Use as an accessory for cut mesh railing sections, brackets not included. Requires Signature Tableless Fixed Bracket for assembly.

SOS Item #	Model ID #	Product Description	Color	Unit Pack
5336240	BZ36MSHHVERTK	36-in Signature Mesh Railing Vertical Kit – Horizontal – Bronze	Bronze	bag
5336241	BK36MSHHVERTK	36-in Signature Mesh Railing Vertical Kit – Horizontal – Charcoal Black	Charcoal Black	bag
5336242	BZ36MSHSVVERTK	36-in Signature Mesh Railing Vertical Kit – Stair – Bronze	Bronze	bag
5336243	BK36MSHSVVERTK	36-in Signature Mesh Railing Vertical Kit – Stair – Charcoal Black	Charcoal Black	bag
5336244	BZ42MSHHVERTK	42-in Signature Mesh Railing Vertical Kit – Horizontal – Bronze	Bronze	bag
5336245	BK42MSHHVERTK	42-in Signature Mesh Railing Vertical Kit – Horizontal – Charcoal Black	Charcoal Black	bag
5336246	BZ42MSHSVVERTK	42-in Signature Mesh Railing Vertical Kit – Stair – Bronze	Bronze	bag
5336247	BK42MSHSVVERTK	42-in Signature Mesh Railing Vertical Kit – Stair – Charcoal Black	Charcoal Black	bag

STEP 3

TREX SIGNATURE RAILING – GLASS RAILING KITS

Includes top rail, bottom rail, foot block, verticals, hardware and bracket pack.

Glass paneling available at glass.trex.com

SOS Item #	Model ID #	Product Description	Color	Unit Pack
5336239	BKA06HGLRK	72-in Signature Glass Railing Kit – Horizontal – Charcoal Black	Charcoal Black	box
5336238	WTA06HGLRK	72-in Signature Glass Railing Kit – Horizontal – Classic White	Classic White	box

STEP 4

TREX SIGNATURE RAILING – MESH PANELS

Includes 316L stainless steel mesh panel.

SOS Item #	Model ID #	Product Description	Color	Unit Pack
5336252	SSMESH0636HZ	72-in x 36-in Signature Stainless Steel Mesh Panel – Horizontal & Stair	Stainless Steel	each
5336261	SSMESH0836HZ	96-in x 36-in Signature Stainless Steel Mesh Panel – Horizontal & Stair	Stainless Steel	each
5336266	SSMESH0842HZ	96-in x 42-in Signature Stainless Steel Mesh Panel – Horizontal & Stair	Stainless Steel	each

ACCESSORIES

TREX SIGNATURE RAILING – HARDWARE

SOS Item #	Model ID #	Product Description	Color	Unit Pack
1305155	SIGTEMPIRCPOST	Signature Horizontal Bracket Template – 36-in and 42-in) – 2.5-in Aluminum Post	N/A	each
1305154	SIGTEMP4X4SLEEVE	Signature Horizontal Bracket Template – (36-in and 42-in) – Composite Sleeve	N/A	each
1305119	BZCTBKAL10PK	Signature Cocktail Rail Bracket – with fasteners – 10 Pack – Bronze	Bronze	bag
1305118	BKCTBKAL10PK	Signature Cocktail Rail Bracket – with fasteners – 10 Pack – Charcoal Black	Charcoal Black	bag
1305120	WTCTBKAL10PK	Signature Cocktail Rail Bracket – with fasteners – 10 Pack – Classic White	Classic White	bag
1286138	780329	Signature Cut Kit – Fixed Bracket – Stair – 4 Pack – Bronze	Bronze	bag
1286119	780129	Signature Cut Kit – Fixed Bracket – Stair – 4 Pack – Charcoal Black	Charcoal Black	bag
1286128	780229	Signature Cut Kit – Fixed Bracket – Stair – 4 Pack – Classic White	Classic White	bag
5336235	BZFHBTALPNL	Signature Tabless Fixed Bracket – Horizontal – 4 Pack – Bronze	Bronze	bag
5336236	BKFHBTALPNL	Signature Tabless Fixed Bracket – Horizontal – 4 Pack – Charcoal Black	Charcoal Black	bag
5336237	WTFHBTALPNL	Signature Tabless Fixed Bracket – Horizontal – 4 Pack – Classic White	Classic White	bag
1286137	780330	Signature Swivel Bracket – Horizontal – 2 Pack – Bronze	Bronze	bag
1286118	780130	Signature Swivel Bracket – Horizontal – 2 Pack – Charcoal Black	Charcoal Black	bag
1286127	780230	Signature Swivel Bracket – Horizontal – 2 Pack – Classic White	Classic White	bag
1305102	780331	Signature Swivel Bracket – Stair – 2 Pack – Top and Bottom – Bronze	Bronze	bag
1305100	780131	Signature Swivel Bracket – Stair – 2 Pack – Top and Bottom – Charcoal Black	Charcoal Black	bag
1305101	780231	Signature Swivel Bracket – Stair – 2 Pack – Top and Bottom – Classic White	Classic White	bag
1305117	BZ25FHCBKAL	Signature 2.5-in Crossover Bracket Kit – Horizontal – 1 Pack – Bronze	Bronze	each
1305115	BK25FHCBKAL	Signature 2.5-in Crossover Bracket Kit – Horizontal – 1 Pack – Charcoal Black	Charcoal Black	each
1305116	WT25FHCBKAL	Signature 2.5-in Crossover Bracket Kit – Horizontal – 1 Pack – Classic White	Classic White	each
1286282	BZ25RCSWSCBKAL	Signature 2.5-in Swivel Crossover Bracket – Stair – 1 Pack – Bronze	Bronze	each
1286281	BK25RCSWSCBKAL	Signature 2.5-in Swivel Crossover Bracket – Stair – 1 Pack – Charcoal Black	Charcoal Black	each
1286283	WT25RCSWSCBKAL	Signature 2.5-in Swivel Crossover Bracket – Stair – 1 Pack – Classic White	Classic White	each
1286139	780332	Signature Compound Swivel Bracket – Top and Bottom – 2 Pack – Bronze	Bronze	bag
1286120	780132	Signature Compound Swivel Bracket – Top and Bottom – 2 Pack – Charcoal Black	Charcoal Black	bag
5336234	WTCPSWSBKAL	Signature Compound Swivel Bracket – Top and Bottom – 2 Pack – Classic White	Classic White	bag
1305157	PBZALFTBLK	Signature Aluminum Foot Block – Bronze	Bronze	each
1305156	PBKALFTBLK	Signature Aluminum Foot Block – Charcoal Black	Charcoal Black	each
1305144	PWTALFTBLK	Signature Aluminum Foot Block – Classic White	Classic White	each

STEP 3

TREX TRANSCEND RAILING – RAIL & BALUSTER KITS

Includes top rail, bottom rail, round aluminum or square composite balusters, baluster spacers, adjustable foot block and mounting hardware.

SOS Item #	Model ID #	Product Description	Color	Unit Pack
1305090	BKRD0636HRK	67.5-in x 36-in Transcend Rail Kit in Charcoal Black w Charcoal Black Round Aluminum Balusters – Horizontal	Charcoal Black	box
1305078	BKRD0642HRK	67.5-in x 42-in Transcend Rail Kit in Charcoal Black w Charcoal Black Round Aluminum Balusters – Horizontal	Charcoal Black	box
1305089	BKRD0836HRK	91.5-in x 36-in Transcend Rail Kit in Charcoal Black w Charcoal Black Round Aluminum Balusters – Horizontal	Charcoal Black	box
1305077	BKRD0842HRK	91.5-in x 42-in Transcend Rail Kit in Charcoal Black w Charcoal Black Round Aluminum Balusters – Horizontal	Charcoal Black	box
1305088	BKRD0836SRK	91.5-in x 36-in Transcend Rail Kit in Charcoal Black w Charcoal Black Round Aluminum Balusters – Stair	Charcoal Black	box
1305076	BKRD0842SRK	91.5-in x 42-in Transcend Rail Kit in Charcoal Black w Charcoal Black Round Aluminum Balusters – Stair	Charcoal Black	box
1305087	BK0636HRK	67.5-in x 36-in Transcend Rail Kit in Charcoal Black w Charcoal Black Composite Balusters – Horizontal	Charcoal Black	box
1305075	BK0642HRK	67.5-in x 42-in Transcend Rail Kit in Charcoal Black w Charcoal Black Composite Balusters – Horizontal	Charcoal Black	box
1305086	BK0836HRK	91.5-in x 36-in Transcend Rail Kit in Charcoal Black w Charcoal Black Composite Balusters – Horizontal	Charcoal Black	box
1305074	BK0842HRK	91.5-in x 42-in Transcend Rail Kit in Charcoal Black w Charcoal Black Composite Balusters – Horizontal	Charcoal Black	box
1305085	BK0836SRK	91.5-in x 36-in Transcend Rail Kit in Charcoal Black w Charcoal Black Composite Balusters – Stair	Charcoal Black	box
1305073	BK0842SRK	91.5-in x 42-in Transcend Rail Kit in Charcoal Black w Charcoal Black Composite Balusters – Stair	Charcoal Black	box
1305047	WTRD0636HRK	67.5-in x 36-in Transcend Rail Kit in Classic White w Charcoal Black Round Aluminum Balusters – Horizontal	Classic White	box
1305046	WTRD0836HRK	91.5-in x 36-in Transcend Rail Kit in Classic White w Charcoal Black Round Aluminum Balusters – Horizontal	Classic White	box
1305044	WTRD0642HRK	67.5-in x 42-in Transcend Rail Kit in Classic White w Charcoal Black Round Aluminum Balusters – Horizontal	Classic White	box
1305043	WTRD0842HRK	91.5-in x 42-in Transcend Rail Kit in Classic White w Charcoal Black Round Aluminum Balusters – Horizontal	Classic White	box
1305045	WTRD0836SRK	91.5-in x 36-in Transcend Rail Kit in Classic White w Charcoal Black Round Aluminum Balusters – Stair	Classic White	box
1305042	WTRD0842SRK	91.5-in x 42-in Transcend Rail Kit in Classic White w Charcoal Black Round Aluminum Balusters – Stair	Classic White	box
1285605	032805	67.5-in x 36-in Transcend Rail Kit in Classic White w Classic White Composite Baluster – Horizontal	Classic White	box
1285606	032806	91.5-in x 36-in Transcend Rail Kit in Classic White w Classic White Composite Baluster – Horizontal	Classic White	box
1305050	WT0642HRK	67.5-in x 42-in Transcend Rail Kit in Classic White w Classic White Composite Baluster – Horizontal	Classic White	box
1305049	WT0842HRK	91.5-in x 42-in Transcend Rail Kit in Classic White w Classic White Composite Balusters – Horizontal	Classic White	box
1285607	032808	67.5-in x 36-in Transcend Rail Kit in Classic White w Classic White Composite Baluster – Stair	Classic White	box
1285608	032809	91.5-in x 36-in Transcend Rail Kit in Classic White w Classic White Composite Baluster – Stair	Classic White	box
1305048	WT0842SRK	91.5-in x 42-in Transcend Rail Kit in Classic White w Classic White Composite Balusters – Stair	Classic White	box

STEP 3**TREX TRANSCEND RAILING – RAIL & BALUSTER KITS (CONTINUED)**

Includes top rail, bottom rail, round aluminum or square composite balusters, baluster spacers, adjustable foot block and mounting hardware.

SOS Item #	Model ID #	Product Description	Color	Unit Pack
1305084	VLRD0636HRK	67.5-in x 36-in Transcend Rail Kit in Vintage Lantern w Charcoal Black Round Aluminum Balusters – Horizontal	Vintage Lantern	box
1305083	VLRD0836HRK	91.5-in x 36-in Transcend Rail Kit in Vintage Lantern w Charcoal Black Round Aluminum Balusters – Horizontal	Vintage Lantern	box
1305072	VLRD0642HRK	67.5-in x 42-in Transcend Rail Kit in Vintage Lantern w Charcoal Black Round Aluminum Balusters – Horizontal	Vintage Lantern	box
1305071	VLRD0842HRK	91.5-in x 42-in Transcend Rail Kit in Vintage Lantern w Charcoal Black Round Aluminum Balusters – Horizontal	Vintage Lantern	box
1305082	VLRD0836SRK	91.5-in x 36-in Transcend Rail Kit in Vintage Lantern w Charcoal Black Round Aluminum Balusters – Stair	Vintage Lantern	box
1305070	VLRD0842SRK	91.5-in x 42-in Transcend Rail Kit in Vintage Lantern w Charcoal Black Round Aluminum Balusters – Stair	Vintage Lantern	box
1305081	VL0636HRK	67.5-in x 36-in Transcend Rail Kit in Vintage Lantern w Vintage Lantern Composite Balusters – Horizontal	Vintage Lantern	box
1305080	VL0836HRK	91.5-in x 36-in Transcend Rail Kit in Vintage Lantern w Vintage Lantern Composite Balusters – Horizontal	Vintage Lantern	box
1305069	VL0642HRK	67.5-in x 42-in Transcend Rail Kit in Vintage Lantern w Vintage Lantern Composite Balusters – Horizontal	Vintage Lantern	box
1305068	VL0842HRK	91.5-in x 42-in Transcend Rail Kit in Vintage Lantern w Vintage Lantern Composite Balusters – Horizontal	Vintage Lantern	box
1305079	VL0836SRK	91.5-in x 36-in Transcend Rail Kit in Vintage Lantern w Vintage Lantern Composite Balusters – Stair	Vintage Lantern	box
1305067	VL0842SRK	91.5-in x 42-in Transcend Rail Kit in Vintage Lantern w Vintage Lantern Composite Balusters – Stair	Vintage Lantern	box

STEP 3**TREX TRANSCEND RAILING – COCKTAIL RAIL & BALUSTER KITS**

Includes two Universal top/bottom rails, round aluminum balusters, baluster spacers, adjustable foot block and mounting hardware.

SOS Item #	Model ID #	Product Description	Color	Unit Pack
5336231	WTRD0636HRKCKTL	67.5-in x 36-in Transcend Cocktail Rail & Baluster Kit – Horizontal – Classic White	Classic White	box
5336232	WTRD0836HRKCKTL	91.5-in x 36-in Transcend Cocktail Rail & Baluster Kit – Horizontal – Classic White	Classic White	box
5336233	WTRD0836SRKCKTL	91.5-in x 36-in Transcend Cocktail Rail & Baluster Kit – Stair – Classic White	Classic White	box

STEP 3a TREX TRANSCEND RAILING – TOP RAILS

SOS Item #	Model ID #	Product Description	Color	Unit Pack
1286004	809330	67.5-in Crown Top Rail – Charcoal Black	Charcoal Black	each
1286005	808330	67.5-in Crown Top Rail – Classic White	Classic White	each
1286007	810330	67.5-in Crown Top Rail – Gravel Path	Gravel Path	each
1286010	870330	67.5-in Crown Top Rail – Rope Swing	Rope Swing	each
1286008	800330	67.5-in Crown Top Rail – Tree House	Tree House	each
1286009	820330	67.5-in Crown Top Rail – Vintage Lantern	Vintage Lantern	each
1286011	809333	91.5-in Crown Top Rail – Charcoal Black	Charcoal Black	each
1286012	808333	91.5-in Crown Top Rail – Classic White	Classic White	each
1286014	810333	91.5-in Crown Top Rail – Gravel Path	Gravel Path	each
1286017	870333	91.5-in Crown Top Rail – Rope Swing	Rope Swing	each
1286015	800333	91.5-in Crown Top Rail – Tree House	Tree House	each
1286016	820333	91.5-in Crown Top Rail – Vintage Lantern	Vintage Lantern	each
1286018	809331	67.5-in Universal Top or Bottom Rail – Charcoal Black	Charcoal Black	each
1286019	808331	67.5-in Universal Top or Bottom Rail – Classic White	Classic White	each
1286021	810331	67.5-in Universal Top or Bottom Rail – Gravel Path	Gravel Path	each
1286024	870331	67.5-in Universal Top or Bottom Rail – Rope Swing	Rope Swing	each
1286022	800331	67.5-in Universal Top or Bottom Rail – Tree House	Tree House	each
1286023	820331	67.5-in Universal Top or Bottom Rail – Vintage Lantern	Vintage Lantern	each
1286025	809334	91.5-in Universal Top or Bottom Rail – Charcoal Black	Charcoal Black	each
1286026	808334	91.5-in Universal Top or Bottom Rail – Classic White	Classic White	each
1286028	810334	91.5-in Universal Top or Bottom Rail – Gravel Path	Gravel Path	each
1286031	870334	91.5-in Universal Top or Bottom Rail – Rope Swing	Rope Swing	each
1286029	800334	91.5-in Universal Top or Bottom Rail – Tree House	Tree House	each
1286030	820334	91.5-in Universal Top or Bottom Rail – Vintage Lantern	Vintage Lantern	each

STEP 3b TREX TRANSCEND RAILING – BOTTOM RAILS

SOS Item #	Model ID #	Product Description	Color	Unit Pack
1286018	809331	67.5-in Universal Top or Bottom Rail – Charcoal Black	Charcoal Black	each
1286019	808331	67.5-in Universal Top or Bottom Rail – Classic White	Classic White	each
1286021	810331	67.5-in Universal Top or Bottom Rail – Gravel Path	Gravel Path	each
1286024	870331	67.5-in Universal Top or Bottom Rail – Rope Swing	Rope Swing	each
1286022	800331	67.5-in Universal Top or Bottom Rail – Tree House	Tree House	each
1286023	820331	67.5-in Universal Top or Bottom Rail – Vintage Lantern	Vintage Lantern	each
1286025	809334	91.5-in Universal Top or Bottom Rail – Charcoal Black	Charcoal Black	each
1286026	808334	91.5-in Universal Top or Bottom Rail – Classic White	Classic White	each
1286028	810334	91.5-in Universal Top or Bottom Rail – Gravel Path	Gravel Path	each
1286031	870334	91.5-in Universal Top or Bottom Rail – Rope Swing	Rope Swing	each
1286029	800334	91.5-in Universal Top or Bottom Rail – Tree House	Tree House	each
1286030	820334	91.5-in Universal Top or Bottom Rail – Vintage Lantern	Vintage Lantern	each

STEP 4 TREX TRANSCEND RAILING – BALUSTERS

SOS Item #	Model ID #	Product Description	Color	Unit Pack
1286203	807345	30.25-in Round Aluminum Baluster Kit for 36-in Rail Height – 20 box – Bronze	Bronze	box
1286201	809346	30.25-in Round Aluminum Baluster Kit for 36-in Rail Height – 20 box – Charcoal Black	Charcoal Black	box
1286202	808346	30.25-in Round Aluminum Baluster Kit for 36-in Rail Height – 20 box – Classic White	Classic White	box
1286209	807346	36.25-in Round Aluminum Baluster Kit for 42-in Rail Height – 20 box – Bronze	Bronze	box
1286207	809347	36.25-in Round Aluminum Baluster Kit for 42-in Rail Height – 20 box – Charcoal Black	Charcoal Black	box
1286208	808347	36.25-in Round Aluminum Baluster Kit for 42-in Rail Height – 20 box – Classic White	Classic White	box
1285747	890004	30.375-in Square Baluster Kit for 36-in Rail Height – 16 box – Charcoal Black	Charcoal Black	box
1285724	034484	30.375-in Square Baluster Kit for 36-in Rail Height – 16 box – Classic White	Classic White	box
1285822	810004	30.375-in Square Baluster Kit for 36-in Rail Height – 16 box – Gravel Path	Gravel Path	box
1285927	870004	30.375-in Square Baluster Kit for 36-in Rail Height – 16 box – Rope Swing	Rope Swing	box
1285819	800004	30.375-in Square Baluster Kit for 36-in Rail Height – 16 box – Tree House	Tree House	box
1285820	820004	30.375-in Square Baluster Kit for 36-in Rail Height – 16 box – Vintage Lantern	Vintage Lantern	box
1285746	890364	36.375-in Square Baluster Kit for 42-in Rail Height – (108-in Post Sleeve required for assembly) – 16 box – Charcoal Black	Charcoal Black	box
1285713	034439	36.375-in Square Baluster Kit for 42-in Rail Height – (108-in Post Sleeve required for assembly) – 16 box – Classic White	Classic White	box
1285826	810364	36.375-in Square Baluster Kit for 42-in Rail Height – (108-in Post Sleeve required for assembly) – 16 box – Gravel Path	Gravel Path	box
1285928	870364	36.375-in Square Baluster Kit for 42-in Rail Height – (108-in Post Sleeve required for assembly) – 16 – Rope Swing	Rope Swing	box
1285823	800364	36.375-in Square Baluster Kit for 42-in Rail Height – (108-in Post Sleeve required for assembly) – 16 – Tree House	Tree House	box
1285824	820364	36.375-in Square Baluster Kit for 42-in Rail Height – (108-in Post Sleeve required for assembly) – 16 – Vintage Lantern	Vintage Lantern	box

BALUSTERS NEEDED TO COMPLETE A RAILING SECTION

BALUSTER TYPE	ORIENTATION	6' SECTION	8' SECTION
Round aluminum	Horizontal	15	20
	Stair	12	16

Aluminum balusters are available in Classic White, Bronze and Charcoal Black.



BALUSTER TYPE	ORIENTATION	6' SECTION	8' SECTION
Square composite	Horizontal	13	18
	Stair	11	15

Composite balusters are available in Classic White, Charcoal Black, Gravel Path, and Rope Swing.



STEP

5

TREX TRANSCEND RAILING – ACCESSORY INFILL KITS

Includes baluster spacers, adjustable foot block and mounting hardware.

SOS Item #	Model ID #	Product Description	Color	Unit Pack
1285962	809339	67.5-in Accessory Infill Kit for Round Aluminum Balusters – Horizontal – Charcoal Black	Charcoal Black	each
1285954	808339	67.5-in Accessory Infill Kit for Round Aluminum Balusters – Horizontal – Classic White	Classic White	each
1285978	810339	67.5-in Accessory Infill Kit for Round Aluminum Balusters – Horizontal – Gravel Path	Gravel Path	each
1286002	870339	67.5-in Accessory Infill Kit for Round Aluminum Balusters – Horizontal – Rope Swing	Rope Swing	each
1285986	800339	67.5-in Accessory Infill Kit for Round Aluminum Balusters – Horizontal – Tree House	Tree House	each
1285994	820339	67.5-in Accessory Infill Kit for Round Aluminum Balusters – Horizontal – Vintage Lantern	Vintage Lantern	each
1285963	809340	67.5-in Accessory Infill Kit for Round Aluminum Balusters – Stair – Charcoal Black	Charcoal Black	each
1285955	808340	67.5-in Accessory Infill Kit for Round Aluminum Balusters – Stair – Classic White	Classic White	each
1285979	810340	67.5-in Accessory Infill Kit for Round Aluminum Balusters – Stair – Gravel Path	Gravel Path	each
1286003	870340	67.5-in Accessory Infill Kit for Round Aluminum Balusters – Stair – Rope Swing	Rope Swing	each
1285987	800340	67.5-in Accessory Infill Kit for Round Aluminum Balusters – Stair – Tree House	Tree House	each
1285995	820340	67.5-in Accessory Infill Kit for Round Aluminum Balusters – Stair – Vintage Lantern	Vintage Lantern	each
1285958	809335	67.5-in Accessory Infill Kit for Square Composite Balusters – Horizontal – Charcoal Black	Charcoal Black	each
1285950	808335	67.5-in Accessory Infill Kit for Square Composite Balusters – Horizontal – Classic White	Classic White	each
1285974	810335	67.5-in Accessory Infill Kit for Square Composite Balusters – Horizontal – Gravel Path	Gravel Path	each
1285998	870335	67.5-in Accessory Infill Kit for Square Composite Balusters – Horizontal – Rope Swing	Rope Swing	each
1285982	800335	67.5-in Accessory Infill Kit for Square Composite Balusters – Horizontal – Tree House	Tree House	each
1285990	820335	67.5-in Accessory Infill Kit for Square Composite Balusters – Horizontal – Vintage Lantern	Vintage Lantern	each
1285959	809336	67.5-in Accessory Infill Kit for Square Composite Balusters – Stair – Charcoal Black	Charcoal Black	each
1285951	808336	67.5-in Accessory Infill Kit for Square Composite Balusters – Stair – Classic White	Classic White	each
1285975	810336	67.5-in Accessory Infill Kit for Square Composite Balusters – Stair – Gravel Path	Gravel Path	each
1285999	870336	67.5-in Accessory Infill Kit for Square Composite Balusters – Stair – Rope Swing	Rope Swing	each
1285983	800336	67.5-in Accessory Infill Kit for Square Composite Balusters – Stair – Tree House	Tree House	each
1285991	820336	67.5-in Accessory Infill Kit for Square Composite Balusters – Stair – Vintage Lantern	Vintage Lantern	each
1285960	809341	91.5-in Accessory Infill Kit for Round Aluminum Balusters – Horizontal – Charcoal Black	Charcoal Black	each
1285952	808341	91.5-in Accessory Infill Kit for Round Aluminum Balusters – Horizontal – Classic White	Classic White	each
1285976	810341	91.5-in Accessory Infill Kit for Round Aluminum Balusters – Horizontal – Gravel Path	Gravel Path	each
1286000	870341	91.5-in Accessory Infill Kit for Round Aluminum Balusters – Horizontal – Rope Swing	Rope Swing	each
1285984	800341	91.5-in Accessory Infill Kit for Round Aluminum Balusters – Horizontal – Tree House	Tree House	each
1285992	820341	91.5-in Accessory Infill Kit for Round Aluminum Balusters – Horizontal – Vintage Lantern	Vintage Lantern	each
1285961	809342	91.5-in Accessory Infill Kit for Round Aluminum Balusters – Stair – Charcoal Black	Charcoal Black	each
1285953	808342	91.5-in Accessory Infill Kit for Round Aluminum Balusters – Stair – Classic White	Classic White	each
1285977	810342	91.5-in Accessory Infill Kit for Round Aluminum Balusters – Stair – Gravel Path	Gravel Path	each
1286001	870342	91.5-in Accessory Infill Kit for Round Aluminum Balusters – Stair – Rope Swing	Rope Swing	each
1285985	800342	91.5-in Accessory Infill Kit for Round Aluminum Balusters – Stair – Tree House	Tree House	each
1285993	820342	91.5-in Accessory Infill Kit for Round Aluminum Balusters – Stair – Vintage Lantern	Vintage Lantern	each

STEP 5

TREX TRANSCEND RAILING – ACCESSORY INFILL KITS (CONTINUED)

Includes baluster spacers, adjustable foot block and mounting hardware.

SOS Item #	Model ID #	Product Description	Color	Unit Pack
1285956	809337	91.5-in Accessory Infill Kit for Square Composite Balusters – Horizontal – Charcoal Black	Charcoal Black	each
1285948	808337	91.5-in Accessory Infill Kit for Square Composite Balusters – Horizontal – Classic White	Classic White	each
1285972	810337	91.5-in Accessory Infill Kit for Square Composite Balusters – Horizontal – Gravel Path	Gravel Path	each
1285996	870337	91.5-in Accessory Infill Kit for Square Composite Balusters – Horizontal – Rope Swing	Rope Swing	each
1285980	800337	91.5-in Accessory Infill Kit for Square Composite Balusters – Horizontal – Tree House	Tree House	each
1285988	820337	91.5-in Accessory Infill Kit for Square Composite Balusters – Horizontal – Vintage Lantern	Vintage Lantern	each
1285957	809338	91.5-in Accessory Infill Kit for Square Composite Balusters – Stair – Charcoal Black	Charcoal Black	each
1285949	808338	91.5-in Accessory Infill Kit for Square Composite Balusters – Stair – Classic White	Classic White	each
1285973	810338	91.5-in Accessory Infill Kit for Square Composite Balusters – Stair – Gravel Path	Gravel Path	each
1285997	870338	91.5-in Accessory Infill Kit for Square Composite Balusters – Stair – Rope Swing	Rope Swing	each
1285981	800338	91.5-in Accessory Infill Kit for Square Composite Balusters – Stair – Tree House	Tree House	each
1285989	820338	91.5-in Accessory Infill Kit for Square Composite Balusters – Stair – Vintage Lantern	Vintage Lantern	each

STEP 5

TREX TRANSCEND RAILING – GLASS PANEL ACCESSORY KITS

Includes panel support moldings, adjustable foot block and mounting hardware.

Glass paneling available at glass.trex.com

SOS Item #	Model ID #	Product Description	Color	Unit Pack
1305051	BKGLIK06	67.5-in Transcend Glass Panel Accessory Kit – Charcoal Black	Charcoal Black	box
1305040	WTGLIK06	67.5-in Transcend Glass Panel Accessory Kit – Classic White	Classic White	box
1305053	GPGLIK06	67.5-in Transcend Glass Panel Accessory Kit – Gravel Path	Gravel Path	box
1305056	RSGLIK06	67.5-in Transcend Glass Panel Accessory Kit – Rope Swing	Rope Swing	box
1305054	THGLIK06	67.5-in Transcend Glass Panel Accessory Kit – Tree House	Tree House	box
1305055	VLGLIK06	67.5-in Transcend Glass Panel Accessory Kit – Vintage Lantern	Vintage Lantern	box

ACCESSORIES

TREX TRANSCEND RAILING – FOOT BLOCKS

Includes 1 adjustable foot block.

SOS Item #	Model ID #	Product Description	Color	Unit Pack
1305061	PBKFTBLK	Adjustable Foot Block – Charcoal Black	Charcoal Black	each
1305041	PRWFTBLK	Adjustable Foot Block – Classic White	Classic White	each
1305063	PGPFTBLK	Adjustable Foot Block – Gravel Path	Gravel Path	each
1305064	PRSFTBLK	Adjustable Foot Block – Rope Swing	Rope Swing	each
1305065	PTHFTBLK	Adjustable Foot Block – Tree House	Tree House	each
1305066	PVLFTBLK	Adjustable Foot Block – Vintage Lantern	Vintage Lantern	each

ACCESSORIES

TREX TRANSCEND RAILING – HARDWARE

Includes 2 Crown top rail gaskets, 4 Universal top/bottom rail gaskets, 4 RSB rail brackets, 8 Rail-to-bracket fasteners and 8 Rail-to-post fasteners.

SOS Item #	Model ID #	Product Description	Color	Unit Pack
1286049	809343	Mounting Hardware for Cut Rails-Horizontal – Charcoal Black	Charcoal Black	bag
1286043	808343	Mounting Hardware for Cut Rails-Horizontal – Classic White	Classic White	bag
1286047	810343	Mounting Hardware for Cut Rails-Horizontal – Gravel Path	Gravel Path	bag
1286044	870343	Mounting Hardware for Cut Rails-Horizontal – Rope Swing	Rope Swing	bag
1286046	800343	Mounting Hardware for Cut Rails-Horizontal – Tree House	Tree House	bag
1286045	820343	Mounting Hardware for Cut Rails-Horizontal – Vintage Lantern	Vintage Lantern	bag
1286056	809344	Mounting Hardware for Cut Rails-Stair – Charcoal Black	Charcoal Black	bag
1286050	808344	Mounting Hardware for Cut Rails-Stair – Classic White	Classic White	bag
1286054	810344	Mounting Hardware for Cut Rails-Stair – Gravel Path	Gravel Path	bag
1286051	870344	Mounting Hardware for Cut Rails-Stair – Rope Swing	Rope Swing	bag
1286053	800344	Mounting Hardware for Cut Rails-Stair – Tree House	Tree House	bag
1286052	820344	Mounting Hardware for Cut Rails-Stair – Vintage Lantern	Vintage Lantern	bag

ACCESSORIES

TREX TRANSCEND RAILING – 22.5° GASKET PACKS

Includes 2 Crown top rail gaskets and 4 Universal top/bottom rail gaskets. Gasket pack for railing installed at a 22.5° angle off the post. Hardware not included.

SOS Item #	Model ID #	Product Description	Color	Unit Pack
1286150	890189	22.5° Gasket Pack – Charcoal Black	Charcoal Black	bag
1286151	840189	22.5° Gasket Pack – Classic White	Classic White	bag
1286153	810189	22.5° Gasket Pack – Gravel Path	Gravel Path	bag
1286156	870189	22.5° Gasket Pack – Rope Swing	Rope Swing	bag
1286154	800189	22.5° Gasket Pack – Tree House	Tree House	bag
1286155	820189	22.5° Gasket Pack – Vintage Lantern	Vintage Lantern	bag

ACCESSORIES

TREX TRANSCEND RAILING – 45° BIRDSMOUTH GASKET PACKS

Includes (4) 45° adapters for RSB Rail Brackets, 2 Crown top rail gaskets and 4 Universal top/bottom rail gaskets. For 4" x 4" post. Bracket adapter pack for Trex Transcend railing installed at a 45° angle off the post. Hardware not included.

SOS Item #	Model ID #	Product Description	Color	Unit Pack
1285763	890089	45° Birdsmouth Gasket Pack-4x4 Post Sleeve-Gaskets and Hardware for one section of Railing – Charcoal Black	Charcoal Black	bag
1285725	034488	45° Birdsmouth Gasket Pack-4x4 Post Sleeve-Gaskets and Hardware for one section of Railing – Classic White	Classic White	bag
1285842	810089	45° Birdsmouth Gasket Pack-4x4 Post Sleeve-Gaskets and Hardware for one section of Railing – Gravel Path	Gravel Path	bag
1285947	870089	45° Birdsmouth Gasket Pack-4x4 Post Sleeve-Gaskets and Hardware for one section of Railing – Rope Swing	Rope Swing	bag
1285839	800089	45° Birdsmouth Gasket Pack-4x4 Post Sleeve-Gaskets and Hardware for one section of Railing – Tree House	Tree House	bag
1285840	820089	45° Birdsmouth Gasket Pack-4x4 Post Sleeve-Gaskets and Hardware for one section of Railing – Vintage Lantern	Vintage Lantern	bag
1305057	WT45HGASK	45° Gasket Pack-for 5.55-in x 5.55-in Post Sleeve for Crown or Universal Rails – Classic White	Classic White	bag

STEP 3**TREX SELECT RAILING – RAIL & BALUSTER KITS**

Includes top rail, bottom rail, round aluminum balusters, adjustable foot block and hardware pack.
Color option indicates Classic White rails. Round aluminum balusters come in Charcoal Black.

SOS Item #	Model ID #	Product Description	Color	Unit Pack
1305096	WTRD0636HSELK	67.5-in x 36-in Select Rail with Round Aluminum Baluster Kit – Horizontal – Classic White	Classic White	each
1305135	WTRD0642HSELK	67.5-in x 42-in Select Rail with Round Aluminum Baluster Kit – Horizontal – Classic White	Classic White	each
1305098	WTRD0836HSELK	91.5-in x 36-in Select Rail with Round Aluminum Baluster Kit – Horizontal – Classic White	Classic White	each
1305136	WTRD0842HSELK	91.5-in x 42-in Select Rail with Round Aluminum Baluster Kit – Horizontal – Classic White	Classic White	each
1305097	WTRD0636SSELK	67.5-in x 36-in Select Rail with Round Aluminum Baluster Kit – Stair – Classic White	Classic White	each
1305099	WTRD0836SSELK	91.5-in x 36-in Select Rail with Round Aluminum Baluster Kit – Stair – Classic White	Classic White	each
1305137	WTRD0842SSELK	91.5-in x 42-in Select Rail with Round Aluminum Baluster Kit – Stair – Classic White	Classic White	each

ACCESSORIES**TREX SELECT RAILING – HARDWARE**

SOS Item #	Model ID #	Product Description	Color	Unit Pack
1305134	PBKENHZBKT	Mounting Hardware for Cut Rails – Horizontal	Black	each
1305138	PBKENSTBKT	Mounting Hardware for Cut Rails – Stair	Black	each
1305139	SELALRAILSTIFFENER	Select 91.5-in Aluminum Rail Stiffener – IRC	N/A	each

OUTDOOR LIGHTING**DECK LIGHTING****TREX OUTDOOR LIGHTING – POST CAPS**

SOS Item #	Model ID #	Product Description	Color	Unit Pack
1286181	TC18106	Trex DeckLighting LED Square Post Cap Light – Charcoal Black	Charcoal Black	each
1286180	TC18105	Trex DeckLighting LED Square Post Cap Light – Classic White	Classic White	each
1286177	TC18102	Trex DeckLighting LED Square Post Cap Light – Gravel Path	Gravel Path	each
1286179	TC18104	Trex DeckLighting LED Square Post Cap Light – Rope Swing	Rope Swing	each
1286175	TC18100	Trex DeckLighting LED Square Post Cap Light – Tree House	Tree House	each
1286176	TC18101	Trex DeckLighting LED Square Post Cap Light – Vintage Lantern	Vintage Lantern	each
1305111	BZALCAPLED25	CREE 2.5-in x 2.5-in Aluminum Signature Post Cap Light – Bronze	Bronze	each
1305110	BKALCAPLED25	CREE 2.5-in x 2.5-in Aluminum Signature Post Cap Light – Charcoal Black	Charcoal Black	each
1305141	WTALCAPLED25	CREE 2.5-in x 2.5-in Aluminum Signature Post Cap Light – Classic White	Classic White	each

DECK LIGHTING**TREX OUTDOOR LIGHTING**

SOS Item #	Model ID #	Product Description	Color	Unit Pack
1305113	BZALPOSTLAMPLED	CREE Wedge Aluminum Deck Rail Light-1 Pack – Bronze	Bronze	bag
1305112	BKALPOSTLAMPLED	CREE Wedge Aluminum Deck Rail Light-1 Pack – Charcoal Black	Charcoal Black	bag
1305142	WTALPOSTLAMPLED	CREE Wedge Aluminum Deck Rail Light-1 Pack – Classic White	Classic White	each
1286195	TC18130	Trex DeckLighting LED Deck Rail Light – Bronze	Bronze	each
1286193	TC18128	Trex DeckLighting LED Deck Rail Light – Charcoal Black	Charcoal Black	each
1286192	TC18127	Trex DeckLighting LED Deck Rail Light – Classic White	Classic White	each
1286194	TC18129	Trex DeckLighting LED Riser Lights-4 Pack – Bronze	Bronze	bag
1286191	TC18121	Trex DeckLighting LED Riser Lights-4 Pack – Charcoal Black	Charcoal Black	bag
1286190	TC18120	Trex DeckLighting LED Riser Lights-4 Pack – Classic White	Classic White	bag
1286189	TC18114	Trex DeckLighting LED Recessed Light	Black	each

ACCESSORIES

TREX OUTDOOR LIGHTING

SOS Item #	Model ID #	Product Description	Color	Unit Pack
1285912	TL11760	30 Watt Transformer with Timer and 20 Foot Wire Extension Cable	Black	each
1602019	83DLTRANSFORMERCC	100 Watt Constant Current Transformer with Timer and 20 Foot Wire Extension Cable	Black	each
1286211	TC18195	Multi-Zone Transformer Adapter	Black	each
1285907	TL6293	Remote Dimmer	Black	each
1305114	DL3SPLIT6PK	Trex LightHub – 3-Way Splitter – 6 Pack	Black	bag
1286214	TC18198	Trex LightHub – 5 Foot Male Wire – 4 Pack	Black	bag
1286215	TC18199	Trex LightHub – 6-Way Splitter – 4 Pack	Black	bag
1286213	TC18197	Trex LightHub – 10 Foot Male Wire – 4 Pack	Black	bag
1286212	TC18196	Trex LightHub – 20 Foot Male Wire – 4 Pack	Black	bag
1286216	TC18202	Trex LightHub – 40 Foot Male Wire – 2 Pack	Black	bag
1286217	TC18203	Trex LightHub – 60 Foot Male Wire – 1 Pack	Black	bag
1286218	TC18213	Trex LightHub – Female To Female Adapter – 6 Pack	Black	bag

GATES

TREX GATES

Hardware sold separately.

SOS Item #	Model ID #	Product Description	Color	Unit Pack
1286270	BZ36RDADJGATE	Adjustable Gate Kit for 36-in Railing Height – Round Balusters – Bronze	Bronze	each
1286269	BK36RDADJGATE	Adjustable Gate Kit for 36-in Railing Height – Round Balusters – Charcoal Black	Charcoal Black	each
1286271	WT36RDADJGATE	Adjustable Gate Kit for 36-in Railing Height – Round Balusters – Classic White	Classic White	each
1286267	BZ36SQADJGATE	Adjustable Gate Kit for 36-in Railing Height – Square Balusters – Bronze	Bronze	each
1286266	BK36SQADJGATE	Adjustable Gate Kit for 36-in Railing Height – Square Balusters – Charcoal Black	Charcoal Black	each
1286268	WT36SQADJGATE	Adjustable Gate Kit for 36-in Railing Height – Square Balusters – Classic White	Classic White	each
1286264	BZ42RDADJGATE	Adjustable Gate Kit for 42-in Railing Height – Round Balusters – Bronze	Bronze	each
1286263	BK42RDADJGATE	Adjustable Gate Kit for 42-in Railing Height – Round Balusters – Charcoal Black	Charcoal Black	each
1286265	WT42RDADJGATE	Adjustable Gate Kit for 42-in Railing Height – Round Balusters – Classic White	Classic White	each
1286261	BZ42SQADJGATE	Adjustable Gate Kit for 42-in Railing Height – Square Balusters – Bronze	Bronze	each
1286260	BK42SQADJGATE	Adjustable Gate Kit for 42-in Railing Height – Square Balusters – Charcoal Black	Charcoal Black	each
1286262	WT42SQADJGATE	Adjustable Gate Kit for 42-in Railing Height – Square Balusters – Classic White	Classic White	each
1286272	BKGATEHW	Gate Hardware Pack-Hasp and Adjustable Hinges – Black – 1 Per Gate Required	Black	bag

ADA HANDRAIL

TREX ADA RAILING COMPONENTS

SOS Item #	Model ID #	Product Description	Color	Unit Pack
5336229	BKALADAADJELB	Adjustable ADA Elbow – Charcoal Black	Charcoal Black	each
1305128	BKALADA05ELB	05° Elbow-Powder Coated Aluminum – Charcoal Black	Charcoal Black	each
1305123	BKALADA31ELB	31° Elbow-Powder Coated Aluminum – Charcoal Black	Charcoal Black	each
1305124	BKALADA34ELB	34° Elbow-Powder Coated Aluminum – Charcoal Black	Charcoal Black	each
1305125	BKALADA36ELB	36° Elbow-Powder Coated Aluminum – Charcoal Black	Charcoal Black	each
1305091	BZALADA90ELB	90° Elbow-Powder Coated Aluminum – Bronze	Bronze	each
1305103	BKALADA90ELB	90° Elbow-Powder Coated Aluminum – Charcoal Black	Charcoal Black	each
1305122	BKALADA180CCANE	180° Elbow-Powder Coated Aluminum – Charcoal Black	Charcoal Black	each

TREX ADA RAILING COMPONENTS (CONTINUED)

SOS Item #	Model ID #	Product Description	Color	Unit Pack
1305095	BZALADARAIL8	96-in Straight Rail – (1-38-in diameter) – Powder Coated Aluminum – Bronze	Bronze	each
1305117	BKALADARAIL8	96-in Straight Rail – (1-38-in diameter) – Powder Coated Aluminum – Charcoal Black	Charcoal Black	each
1305126	BKALADACLR	Aluminum Collar-Powder Coated Aluminum – each – Charcoal Black	Charcoal Black	each
1305121	BKALADAICORNER	Inside Corner Mount-Powder Coated Aluminum – Charcoal Black	Charcoal Black	each
1305092	BZALADACAP	Rail End Cap-Powder Coated Aluminum – each – Bronze	Bronze	each
1305104	BKALADACAP	Rail End Cap-Powder Coated Aluminum – each – Charcoal Black	Charcoal Black	each
1305094	BZALINTCONN	Straight Internal Connector with Collar – Bronze	Bronze	each
1305106	BKALINTCONN	Straight Internal Connector with Collar – Charcoal Black	Charcoal Black	each
1305093	BZALADAWMNT	Wall Mount-Powder Coated Aluminum – Bronze	Bronze	each
1305105	BKALADAWMNT	Wall Mount-Powder Coated Aluminum – Charcoal Black	Charcoal Black	each
1305127	BKALADA90WR	Wall Return 90o-Powder Coated Aluminum – Charcoal Black	Charcoal Black	each
5336230	BKALADAINLINE	Inline Rail Termination Adapter – Charcoal Black	Charcoal Black	each

DECKING *estimates*


Trex Transcend®
LINEAGE™



\$ _____
per L.F.

\$ _____
per sq. ft.


Trex Transcend®
TROPICALS & EARTH TONES



\$ _____
per L.F.

\$ _____
per sq. ft.

Trex Select®
EARTH TONES



\$ _____
per L.F.

\$ _____
per sq. ft.

Trex Enhance®
NATURALS



\$ _____
per L.F.

\$ _____
per sq. ft.

Trex Enhance®
BASICS



\$ _____
per L.F.

\$ _____
per sq. ft.

Trex Signature®

RAILING

Available in 6-ft (72-in) and 8-ft (96-in)



ALL ALUMINUM LOOK

Charcoal Black posts, rails and square balusters

\$ _____

per L.F.




MIXED MATERIALS LOOK

Classic White composite posts with aluminum rails and square balusters in Charcoal Black

\$ _____

per L.F.




ROD RAIL LOOK

Charcoal Black posts, rails and rods

\$ _____

per L.F.



MESH RAILING LOOK

Bronze posts and rails with mesh infill panel

\$ _____

per L.F.



GLASS RAILING LOOK

Charcoal Black posts and rails with glass infill panel

\$ _____

per L.F.

Only available in 6-ft.
Glass paneling available at glass.trex.com

RAILING LOOK *estimates*

Trex Transcend® RAILING

Available in 67.5-in and 91.5-in



ALL COMPOSITE LOOK

Classic White posts, rails and square balusters

\$ _____
per L.F.



MIXED MATERIALS LOOK

Vintage Lantern composite posts and rails with round aluminum balusters in Charcoal Black

\$ _____
per L.F.



COMPOSITE LOOK WITH COCKTAIL RAIL

Charcoal Black posts, rails and square balusters with cocktail rail in Havana Gold

\$ _____
per L.F.



MIXED MATERIALS LOOK WITH COCKTAIL RAIL

White composite posts and rails with aluminum round balusters with cocktail rail in Saddle

\$ _____
per L.F.

Trex[®]Select[®]

RAILING

Available in 67.5-in and 91.5-in



STANDARD LOOK

Classic White composite posts and rails with round aluminum balusters in Charcoal Black

\$ _____
per L.F.

Trex[®]Enhance[®]

RAILING

6-ft (72-in) available only in store



ON-SHELF LOOK

Classic White composite posts and rails with round aluminum balusters in Charcoal Black


\$ _____
per L.F.



ON-SHELF LOOK

Saddle composite posts and rails with round aluminum balusters in Charcoal Black

\$ _____
per L.F.



ON-SHELF LOOK

Charcoal Black composite posts and rails with round aluminum balusters in Charcoal Black

\$ _____
per L.F.



front: Enhance Naturals in Foggy Wharf with Enhance Railing
back: Transcend Lineage in Biscayne with Signature Aluminum and Glass Railing



**Engineering What's Next
 in Outdoor Living®**

DECKING | RAILING | LIGHTING | FASCIA | KITCHENS | FURNITURE | PERGOLA | DRAINAGE
 SPIRAL STAIRS | CORNHOLE | LATTICE | CLADDING | HIDDEN FASTENERS | FENCING

FIND US ON



Visit [lowes.trex.com](https://www.lowes.trex.com) or call 1-800-BUY-TREX

© 2023 Trex Company, Inc. All rights reserved. Trex®, the Trex logo, Trex Enhance®, Trex Select®, Trex Transcend®, Lineage®, Trex Signature®, Trex® OutdoorLighting™, Trex® Fascia, Trex® RainEscape®, Trex® Outdoor Furniture™, Trex Hideaway® and Trex LightHub® are either federally registered trademarks, trademarks or trade dress of Trex Company, Inc., Winchester, Virginia or its licensees.